

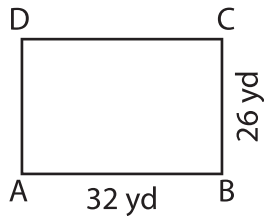
Name : \_\_\_\_\_

## Sides of a Rectangle

Sheet 1

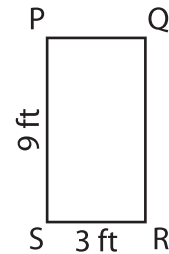
Find the length of the remaining sides of each rectangle.

1)



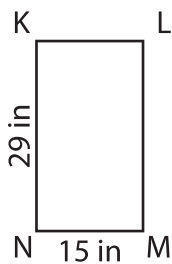
CD = \_\_\_\_\_ ; AD = \_\_\_\_\_

2)



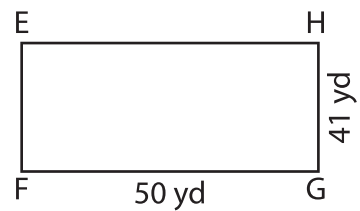
PQ = \_\_\_\_\_ ; QR = \_\_\_\_\_

3)



LM = \_\_\_\_\_ ; KL = \_\_\_\_\_

4)



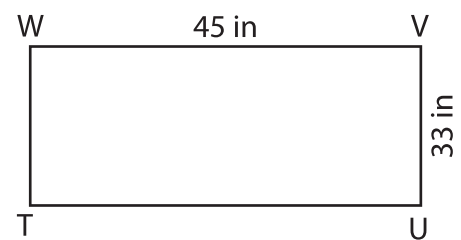
EF = \_\_\_\_\_ ; EH = \_\_\_\_\_

5)



WX = \_\_\_\_\_ ; WZ = \_\_\_\_\_

6)



TU = \_\_\_\_\_ ; TW = \_\_\_\_\_

7) The lengths of  $\overline{RS}$  and  $\overline{ST}$  of a rectangle RSTU are 7 yards and 5 yards respectively. Find TU and RU.

