

Name : \_\_\_\_\_

# SAME VS DIFFERENT

Sheet 4

Look at the object in section A. Circle the object in section B with the same size.



A

B



1)



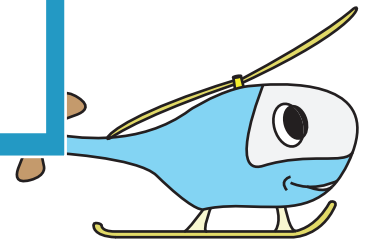
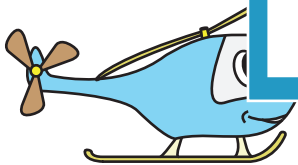
2)






3)



4)



5)



## PREVIEW

Gain complete access to the largest collection of worksheets in all subjects!

Members, please log in to download this worksheet.

Not a member? Please sign up to gain complete access.

[www.mathworksheets4kids.com](http://www.mathworksheets4kids.com)