







Same vs Different

In each row, circle the picture that is different in position.



1)





2)



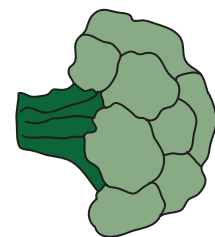



3)



4)



5)



Gain complete access to the largest
collection of worksheets in all subjects!

Members, please
log in to
download this
worksheet.

Not a member?
Please sign up to
gain complete
access.

www.mathworksheets4kids.com