


Same vs Different

In each row, circle the picture that is different in position.

1)




2)




3)



4)



5)



PREVIEW

Gain complete access to the largest collection of worksheets in all subjects!

Members, please log in to download this worksheet.

Not a member? Please sign up to gain complete access.

www.mathworksheets4kids.com