


# Same vs Different

Look at the pictures in each section. Circle the one that is different in size.

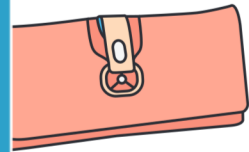
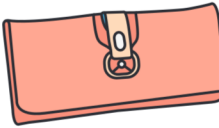
1)



2)







3)



4)



5)



**PREVIEW**

Gain complete access to the largest collection of worksheets in all subjects!

Members, please log in to download this worksheet.

Not a member? Please sign up to gain complete access.

[www.mathworksheets4kids.com](http://www.mathworksheets4kids.com)