

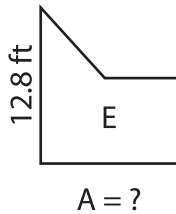
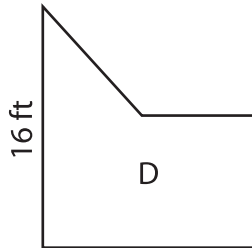
Name : _____

Scale Factors - Area

L2S2

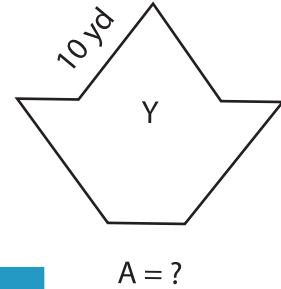
Each pair of figures is similar. Find the missing area. (A denotes Area)

1)



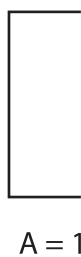
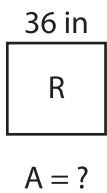
Area of figure E = _____

2)



= _____

3)



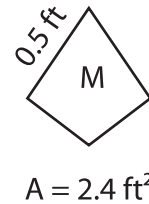
Area of figure R = _____

PREVIEW
Gain complete access to the largest collection of worksheets in all subjects!

Members, please log in to download this worksheet.

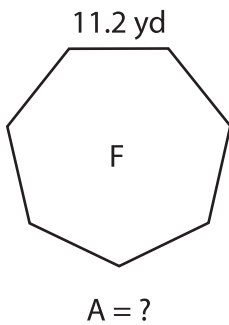
Not a member? Please sign up to gain complete access.

www.mathworksheets4kids.com

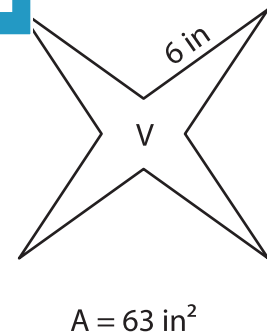


= _____

5)



Area of figure F = _____



Area of figure V = _____