

Name : _____

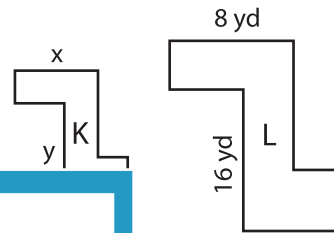
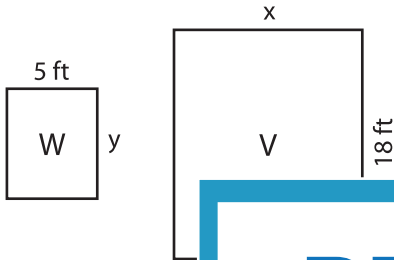
Scale Factor - Finding Sides

L2S2

Find x and y.

1) Scale factor of V to W is 2 : 1

2) Scale factor of K to L is $\frac{1}{4} : 1$

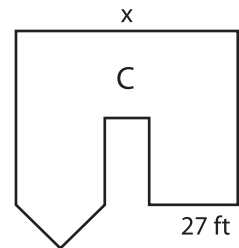
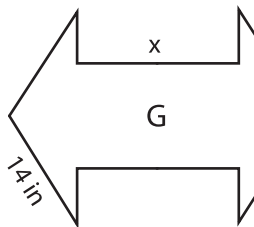


x = _____ ;

_____ ; y = _____

3) Scale factor of H to G is 1 : 9

to C is 1 : 9

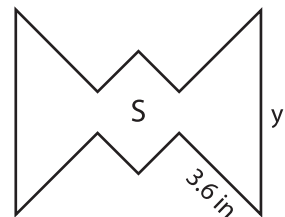
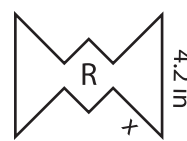
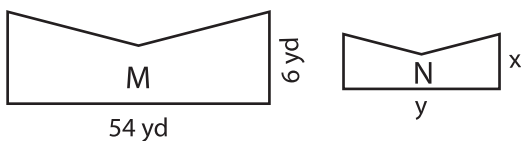


x = _____ ;

_____ ; y = _____

5) Scale factor of M to N is 1 : 0.25

to R is 1 : 0.25



x = _____ ; y = _____

x = _____ ; y = _____

PREVIEW

Gain complete access to the largest collection of worksheets in all subjects!

Members, please log in to download this worksheet.

Not a member? Please sign up to gain complete access.

www.mathworksheets4kids.com