


Name : \_\_\_\_\_



# DINOSAURS

**Cut and glue the picture of your favorite dinosaur. Research and write a report answering the questions given.**

**Name of the dinosaur:**

---

**What did it look like?**

**What c**

---

---

---

---

## PREVIEW

Gain complete access to the largest collection of worksheets in all subjects!

Members, please log in to download this worksheet.

Not a member? Please sign up to gain complete access.

www.mathworksheets4kids.com

**height and weight?**

---

---

---

---

**What did**

---

---

---

---


**e in?**

---

---

---

---



**Interesting facts:**


---

---

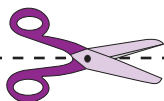
---

---

Name : \_\_\_\_\_



# DINOSAURS



**PREVIEW**

Gain complete access to the largest collection of worksheets in all subjects!

Members, please log in to download this worksheet.

Not a member? Please sign up to gain complete access.

[www.mathworksheets4kids.com](http://www.mathworksheets4kids.com)

The preview box is surrounded by various dinosaur illustrations: a brown and orange dinosaur at the top left, a blue and grey dinosaur at the top center, a long-necked brown dinosaur at the top right, a green and yellow dinosaur with a frill on the left, a purple pterosaur on the right, a blue and yellow pterosaur on the left, a green and orange dinosaur on the right, and an orange Triceratops at the bottom left and a brown dinosaur at the bottom right.