








Name: _____

Electrical Symbols

Component	Description	Symbol
Cell (Battery)	A cell provides electrical energy to power	
Power supply	A power supply converts electrical energy into electric power	
Wire	A wire is used to carry an electric current.	
Bulb / Light	A light bulb converts electrical energy into light	
Motor	A motor converts electrical energy into mechanical energy	
Buzzer	A buzzer converts electrical or mechanical energy into sound energy.	
Switch	A switch is an electrical component that allows to open or close an electric circuit.	

PREVIEW

Gain complete access to the largest collection of worksheets in all subjects!

Members, please log in to download this worksheet.

Not a member? Please sign up to gain complete access.

www.mathworksheets4kids.com