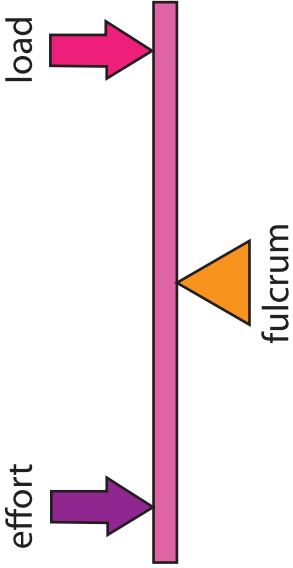
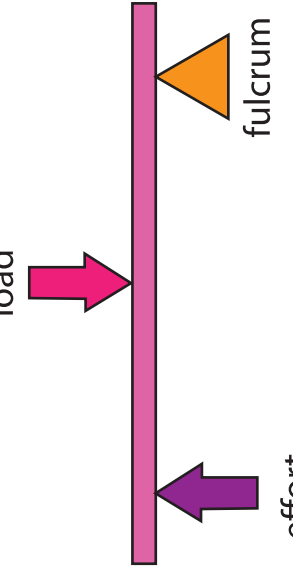
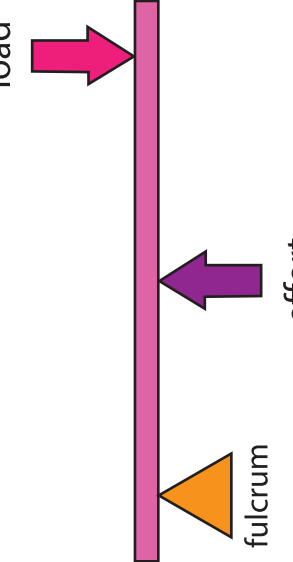
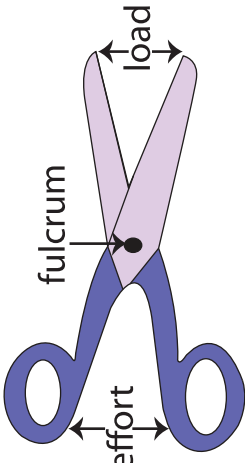
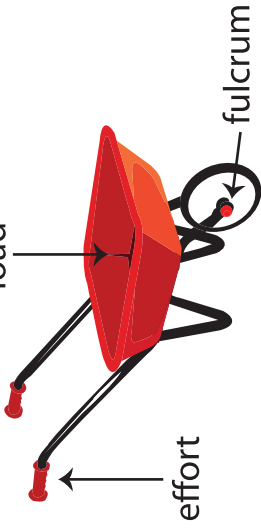


Name : _____

Classes of Levers

Class 1	Class 2	Class 3
<p>The fulcrum is placed between the effort and the load.</p> <p>The load and the effort move in the opposite directions.</p>	<p>The load is placed between the effort and the fulcrum, with the load closer to the fulcrum.</p> <p>The load and the effort move in the same direction.</p>	<p>The effort is placed between the load and the fulcrum, with the effort closer to the fulcrum.</p> <p>Both the load and the effort move in the same direction.</p>
		
<p>Example: a pair of scissors</p> 	<p>Example: a wheelbarrow</p> 	<p>Example: a pair of tongs</p> 