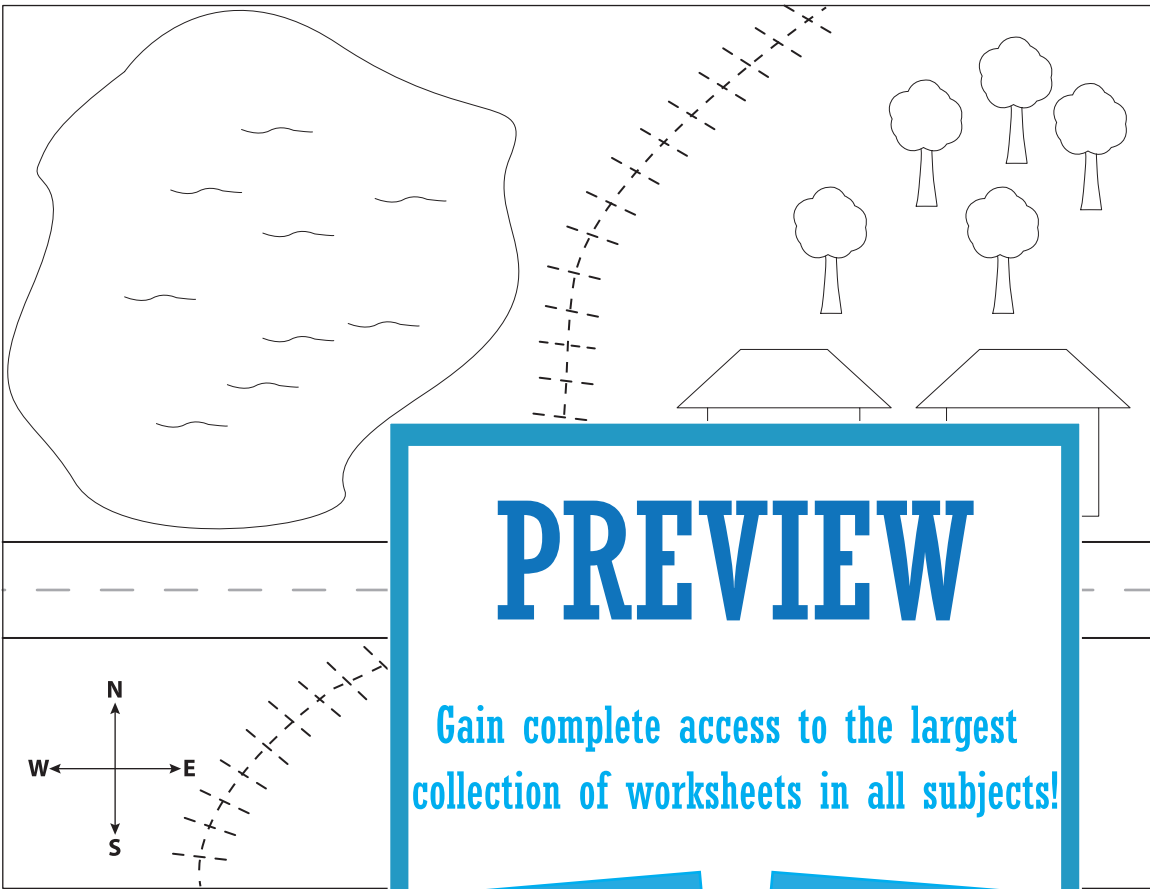










Name: \_\_\_\_\_

# Map Skills

Read the map and do as instructed.



KEY	
	House
	Stop sign
	Tree
	Land
	Lake
	Road
	Railroad
	Boat

**PREVIEW**

Gain complete access to the largest collection of worksheets in all subjects!

Members, please log in to download this worksheet.

Not a member? Please sign up to gain complete access.

[www.mathworksheets4kids.com](http://www.mathworksheets4kids.com)

- 1) Name the cardinal directions.  
\_\_\_\_\_
- 2) How many trees are there?  
\_\_\_\_\_
- 3) Color the land green and the lake blue.
- 4) Trace the railroad using a red crayon.
- 5) Color the road black and the trees green and brown.
- 6) Color the stop sign red and circle it.
- 7) Write the number of houses you see. \_\_\_\_\_
- 8) Draw a boat on the lake.