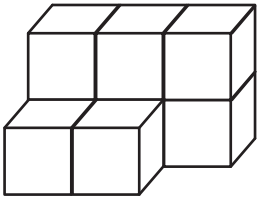
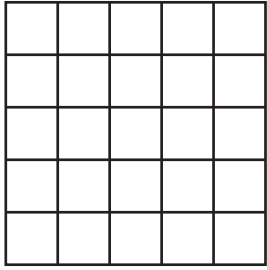
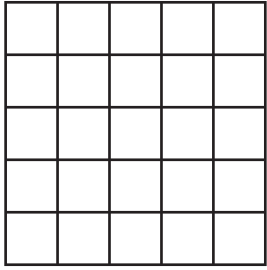
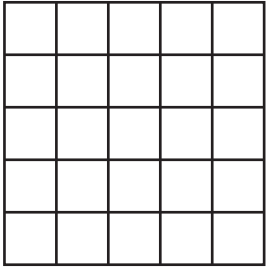


Name : _____

Using Perspective

Shade the front view, top view, and side view (right or left) of each solid shape.

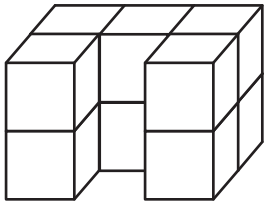
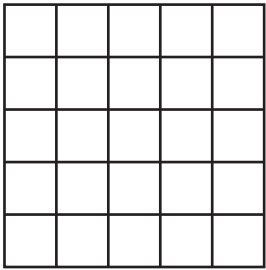
1)

	Front View	Top View	Right Side View
			

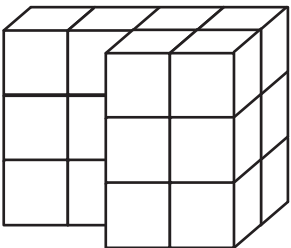
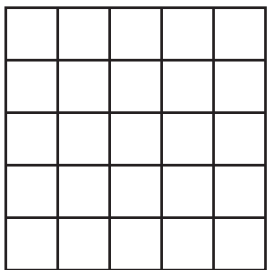
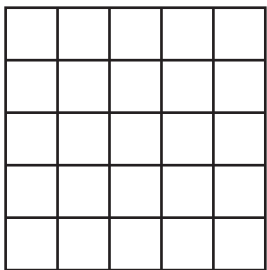
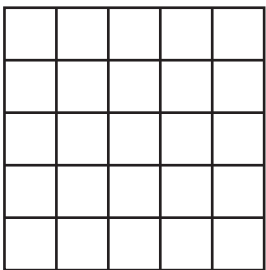
2)

	Top View
	

3)

	Right side View
	

4)

	Right side View	Top View	Front View
			

PREVIEW

Gain complete access to the largest collection of worksheets in all subjects!

Members, please log in to download this worksheet.

Not a member? Please sign up to gain complete access.

www.mathworksheets4kids.com