



Name : _____

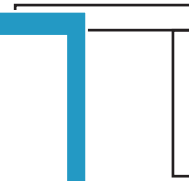
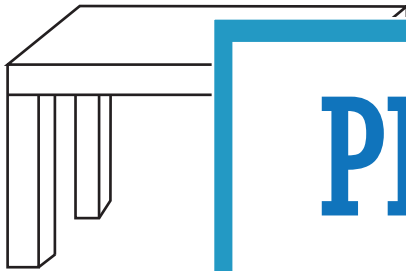
Visualizing Real-Life 3D Objects

Observe each image and identify the view.

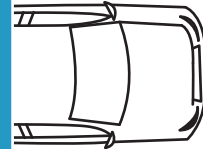

1)



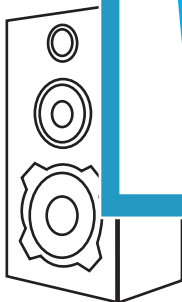
2)




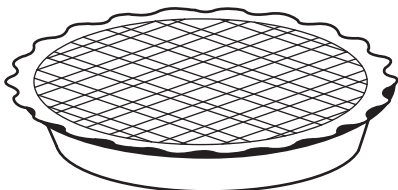
3)



4)



5)



PREVIEW

Gain complete access to the largest collection of worksheets in all subjects!

Members, please log in to download this worksheet.

Not a member? Please sign up to gain complete access.

www.mathworksheets4kids.com