

Color By Subtraction

Sheet 1

Subtract. Color the picture using the code given below.

9 - 7 =

4 - 2 =

3 - 1 =

6 - 4 =

7 - 7 =

2 - 0 =

8 - 3 =

10 - 8 =

5 - 3 =

10 - 10 =

10 - 4 =

7 - 5 =

4 - 2 =

9 - 9 =

8 - 6 =

6 - 4 =

3 - 1 =

6 - 4 =

9 - 7 =

8 - 6 =

5 - 4 =

4 - 3 =

9 - 5 =

8 - 7 =

10 - 8 =

5 - 3 =

2 - 0 =

10 - 6 =

10 - 6 =

8 - 4 =

9 - 4 =

5 - 4 =

3 - 2 =

8 - 4 =

6 - 3 =

8 - 7 =

9 - 6 =

3 - 0 =

1 - 0 =

2 - 1 =

9 - 0 =

10 - 1 =

10 - 7 =

7 - 6 =

1 - 0 =

4 - 2 =











PREVIEW

Gain complete access to the largest collection of worksheets in all subjects!

Members, please log in to download this worksheet.

Not a member? Please sign up to gain complete access.

www.mathworksheets4kids.com

				
Green	Orange	Blue	Pink	Yellow
0	1	2	3	4
				
Red	Purple	Brown	Black	Gray
5	6	7	8	9