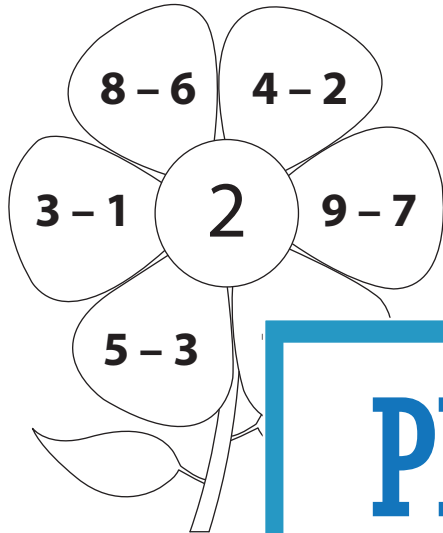


# Subtraction Facts


Sheet 3

Write any 6 subtraction sentences that equals the numbers displayed on each flower.


1)



2)



3)




Gain complete access to the largest  
collection of worksheets in all subjects!


Members, please  
log in to  
download this  
worksheet.

Not a member?  
Please sign up to  
gain complete  
access.


[www.mathworksheets4kids.com](http://www.mathworksheets4kids.com)



5)



6)

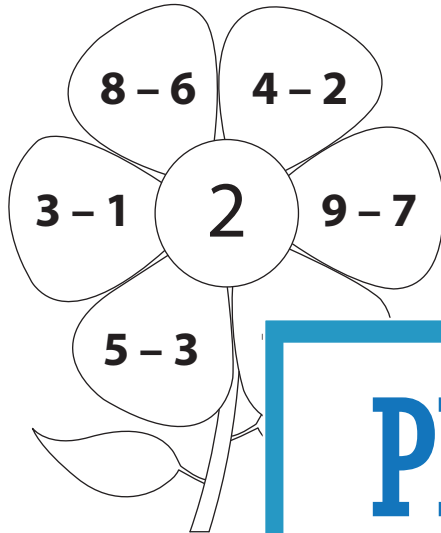


# Subtraction Facts

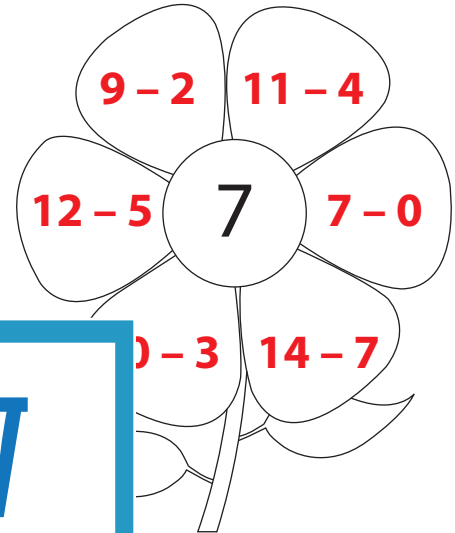
Sheet 3

Write any 6 subtraction sentences that equals the numbers displayed on each flower. (Answers may vary)


1)



2)



3)

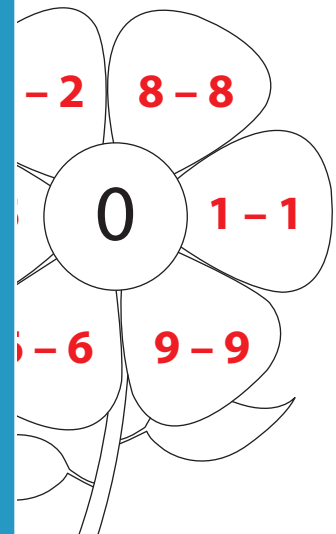


Gain complete access to the largest  
collection of worksheets in all subjects!

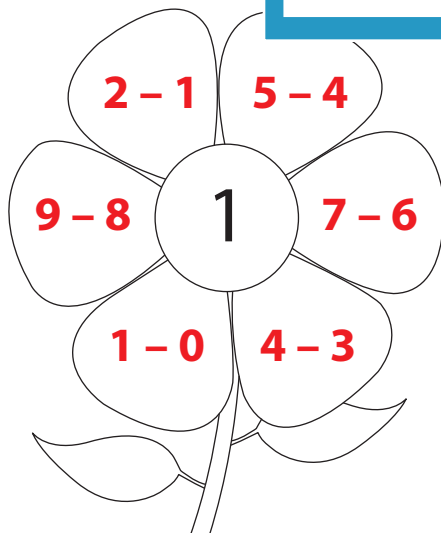
Members, please  
log in to  
download this  
worksheet.

Not a member?  
Please sign up to  
gain complete  
access.

[www.mathworksheets4kids.com](http://www.mathworksheets4kids.com)



5)



6)

