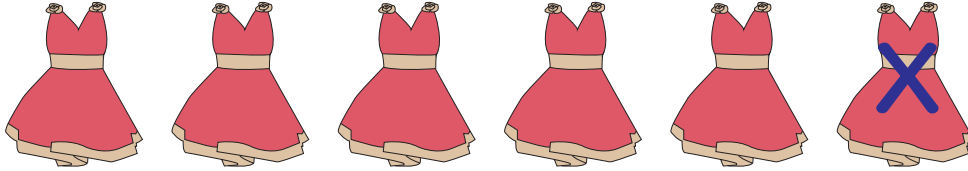


# Picture Subtraction

Subtraction within 20: S2


Write the subtraction sentence to represent each picture model.

1)



\_\_\_\_\_ - \_\_\_\_\_ = \_\_\_\_\_

2)



\_\_\_\_\_ - \_\_\_\_\_ = \_\_\_\_\_

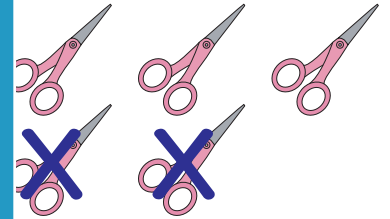
## PREVIEW

Gain complete access to the largest  
collection of worksheets in all subjects!


Members, please  
log in to  
download this  
worksheet.

Not a member?  
Please sign up to  
gain complete  
access.


[www.mathworksheets4kids.com](http://www.mathworksheets4kids.com)




3)




\_\_\_\_\_ - \_\_\_\_\_ = \_\_\_\_\_



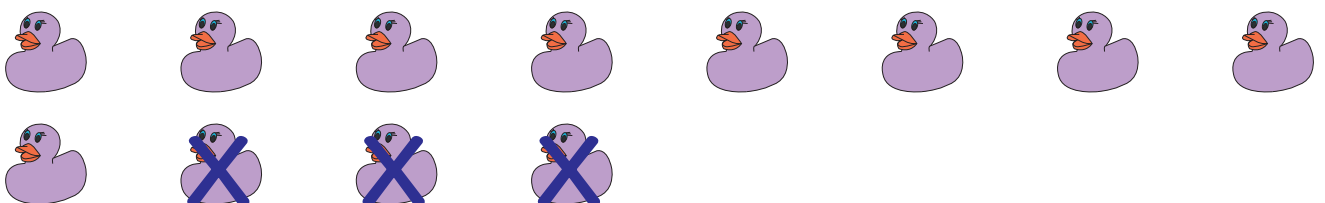
4)



\_\_\_\_\_ - \_\_\_\_\_ = \_\_\_\_\_



5)



\_\_\_\_\_ - \_\_\_\_\_ = \_\_\_\_\_