

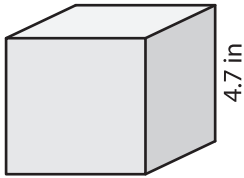
Name : _____

Surface Area - Cube

Sheet 1

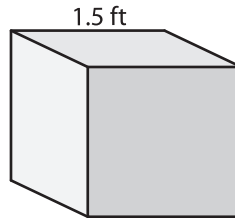
Find the surface area of each cube.

1)



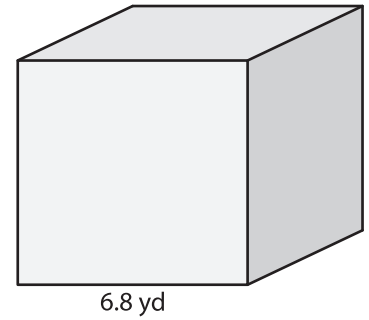
surface area = _____

2)



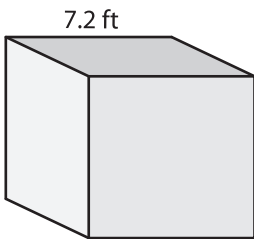
surface area = _____

3)



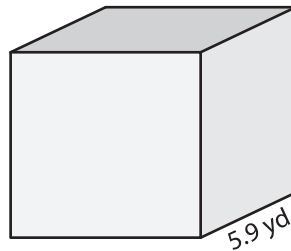
surface area = _____

4)



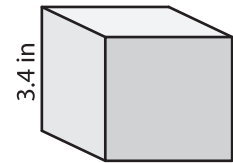
surface area = _____

5)



surface area = _____

6)



surface area = _____

7) If the side length of the cube is 9 inches, find the surface area.

8) Determine the surface area of the cube, if its side length is 8.6 feet.
