

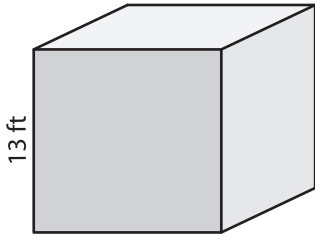
Name : \_\_\_\_\_

## Surface Area - Cube

ES1

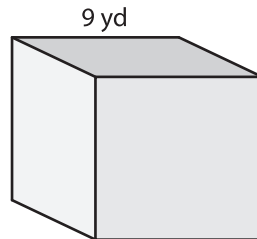
Find the surface area of each cube.

1)



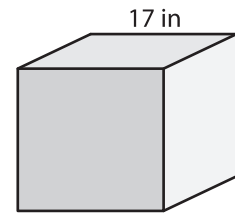
surface area = \_\_\_\_\_

2)



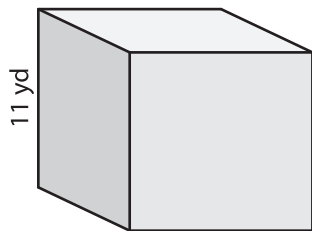
surface area = \_\_\_\_\_

3)



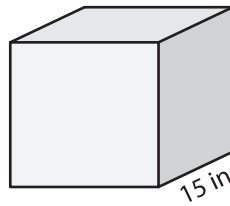
surface area = \_\_\_\_\_

4)



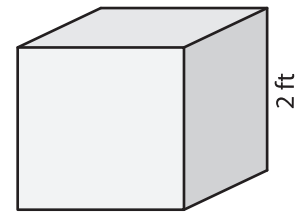
surface area = \_\_\_\_\_

5)



surface area = \_\_\_\_\_

6)



surface area = \_\_\_\_\_

7) If the side length of the cube is 12 feet, find the surface area.

\_\_\_\_\_

8) Determine the surface area of the cube whose side length is 3 inches.

\_\_\_\_\_