

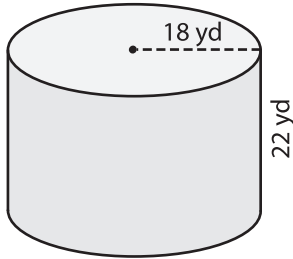
Name : _____

L1MS3

Surface Area of Prisms & Cylinders

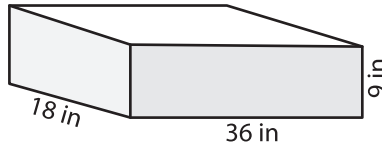
Find the surface area of each shape. (use $\pi = 3.14$)

1)

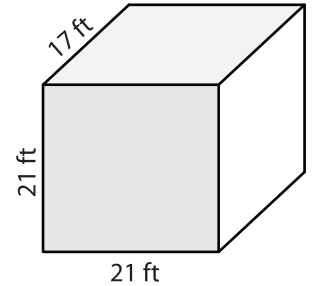


Surface Area = _____

2)

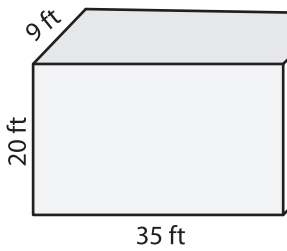


3)



Surface Area = _____

4)



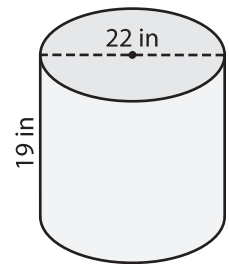
Surface Area = _____

Gain complete access to the largest collection of worksheets in all subjects!

Members, please log in to download this worksheet.

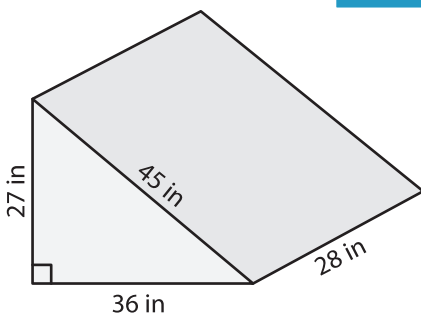
Not a member? Please sign up to gain complete access.

www.mathworksheets4kids.com

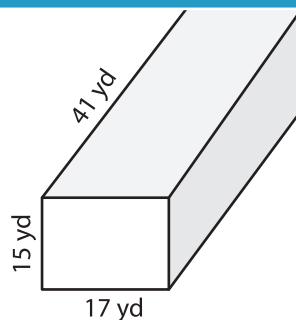


Surface Area = _____

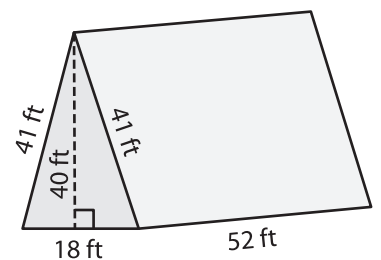
7)



Surface Area = _____



Surface Area = _____



Surface Area = _____