
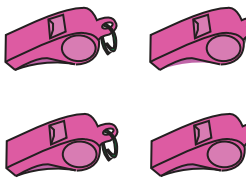

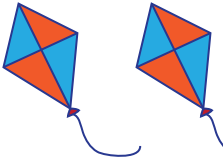
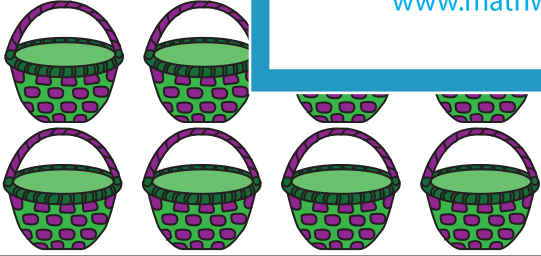


Name : _____

Count and Tally

Sheet 1

Draw tally marks to count the pictures and write the number.

1) 				
2) 	<div style="border: 2px solid blue; padding: 10px; text-align: center;"><h2 style="color: blue; margin: 0;">PREVIEW</h2><p style="color: blue; font-size: 1.2em; margin: 5px 0;">Gain complete access to the largest collection of worksheets in all subjects!</p><div style="display: flex; justify-content: space-around; margin: 10px 0;"><div style="background-color: #00a0e3; color: white; padding: 5px; transform: rotate(-2deg);">Members, please log in to download this worksheet.</div><div style="background-color: #00a0e3; color: white; padding: 5px; transform: rotate(2deg);">Not a member? Please sign up to gain complete access.</div></div><p style="color: blue; font-size: 0.9em; margin: 0;">www.mathworksheets4kids.com</p></div>			
3) 				
4) 				
5) 				
6) 