
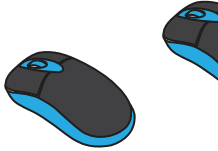


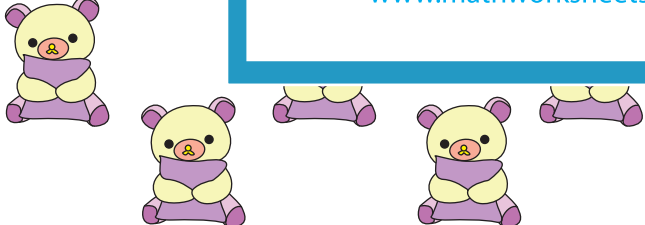


Name : _____

Count and Tally

Sheet 4

Draw tally marks to count the pictures and write the number.

1) 		
2) 	<div style="border: 2px solid blue; padding: 10px; text-align: center;"><h2 style="color: blue; margin: 0;">PREVIEW</h2><p style="color: blue; font-weight: bold; margin: 5px 0;">Gain complete access to the largest collection of worksheets in all subjects!</p><div style="display: flex; justify-content: space-around; margin: 10px 0;"><div style="background-color: #007bff; color: white; padding: 5px; transform: rotate(-2deg);">Members, please log in to download this worksheet.</div><div style="background-color: #007bff; color: white; padding: 5px; transform: rotate(2deg);">Not a member? Please sign up to gain complete access.</div></div><p style="color: blue; margin: 10px 0;">www.mathworksheets4kids.com</p></div>	
3) 		
4) 		
5) 		
6) 