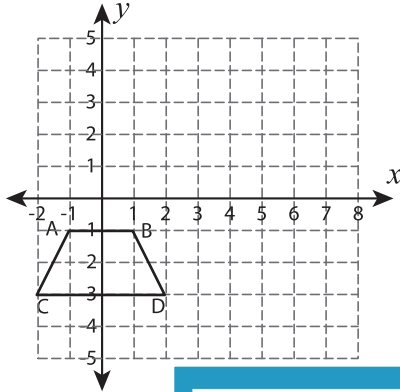


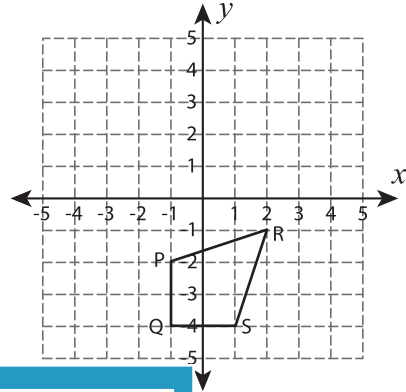
Reflect the Quadrilaterals

Graph the image of each quadrilateral after the given reflection.

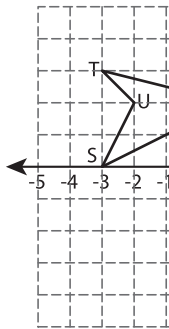
1) Reflection across the line $x = 3$



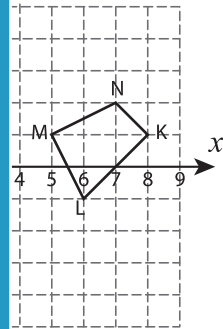
2) Reflection across the line x -axis



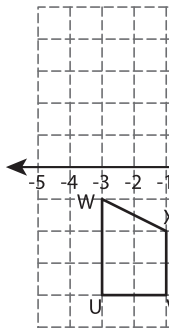
3) Reflection across



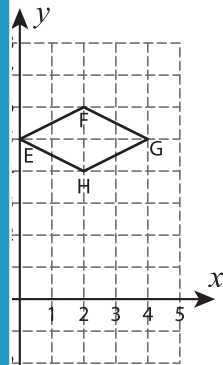
the line $x = 4$



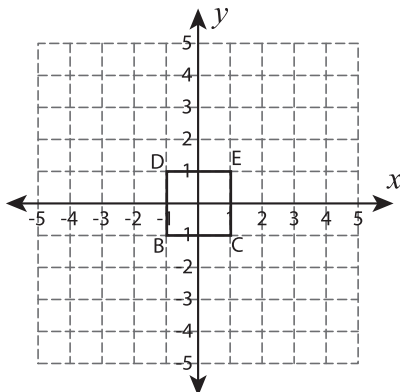
5) Reflection across



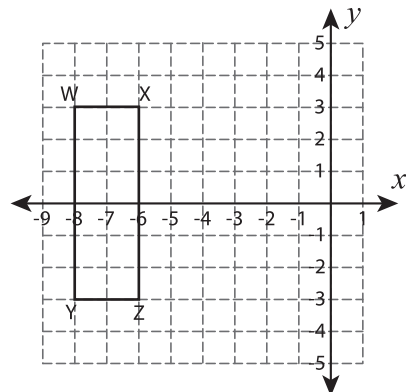
the line $y = 6$



7) Reflection across the line $y = 2$



8) Reflection across the line $x = -5$



PREVIEW

Gain complete access to the largest collection of worksheets in all subjects!

Members, please log in to download this worksheet.

Not a member? Please sign up to gain complete access.

www.mathworksheets4kids.com