Name : _____

Multiple Turn: Clockwise & Counterclockwise

Sheet 3

1) Turn the shape a half turn counterclockwise, then a quarter turn counterclockwise, then a quarter turn counterclockwise.



2) Turn the shape a q rclockwise, then a quarter turn clockw

3) Turn the shape a h ise, then a half turn counterclockwise.

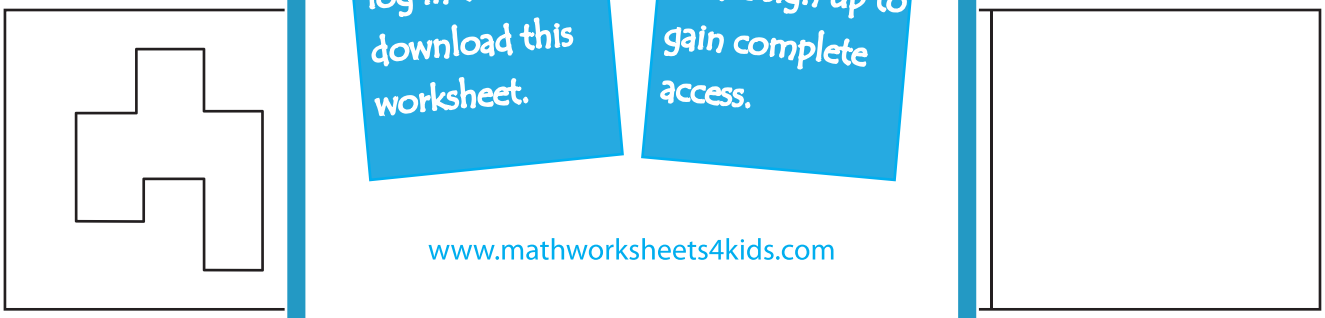

4) Turn the shape a quarter turn counterclockwise, then a half turn clockwise, then a half turn counterclockwise.



PREVIEW

Gain complete access to the largest collection of worksheets in all subjects!

Members, please log in to download this worksheet.

Not a member? Please sign up to gain complete access.

www.mathworksheets4kids.com