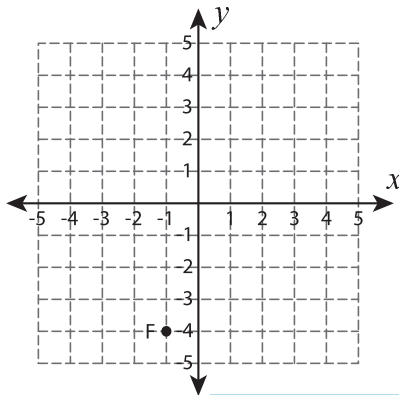


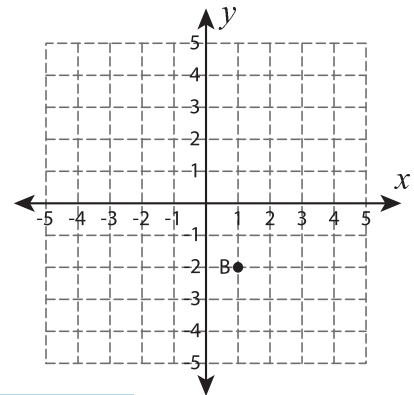
## Rotate the point

Graph the new position of each point after rotating it about the origin.

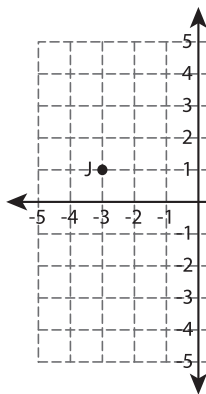
1)  $90^\circ$  counterclockwise rotation



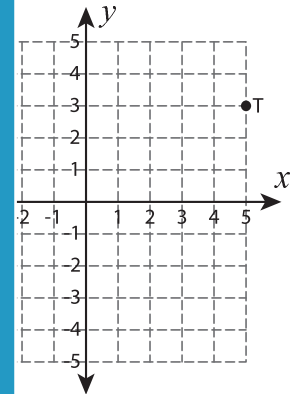
2)  $90^\circ$  clockwise rotation



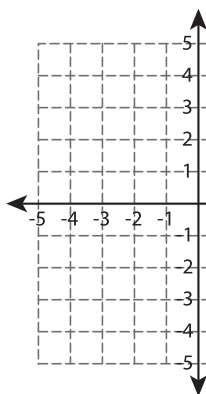
3)  $180^\circ$  rotation



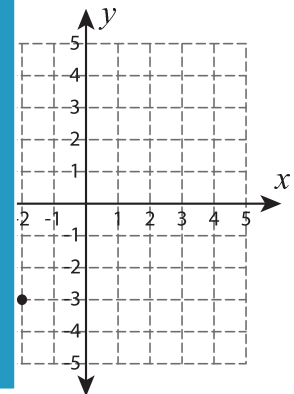
4)  $90^\circ$  counterclockwise rotation



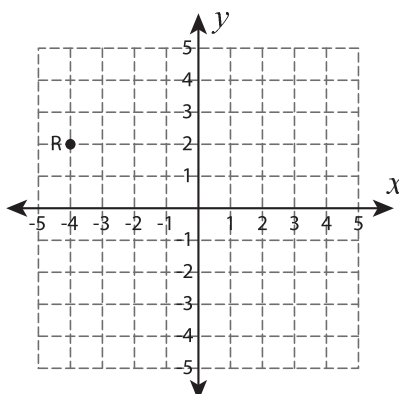
5)  $90^\circ$  clockwise rotation



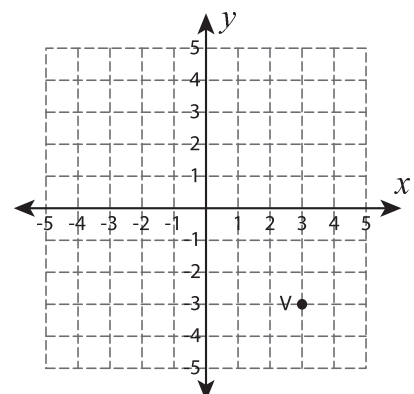
6)  $90^\circ$  clockwise rotation



7)  $90^\circ$  counterclockwise rotation



8)  $90^\circ$  clockwise rotation



# PREVIEW

Gain complete access to the largest collection of worksheets in all subjects!

Members, please log in to download this worksheet.

Not a member? Please sign up to gain complete access.

www.mathworksheets4kids.com