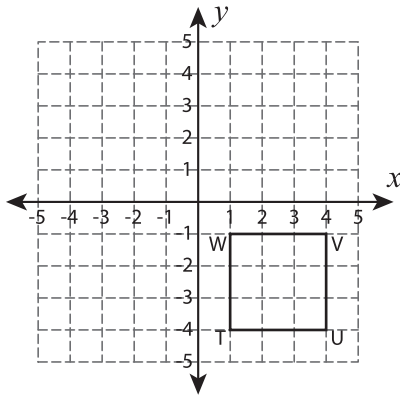


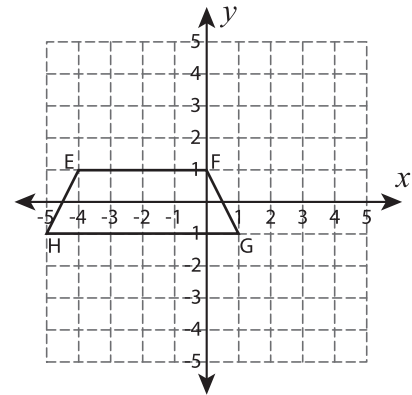
Rotate the Quadrilaterals

Graph the image of each quadrilateral after rotating it about the origin.

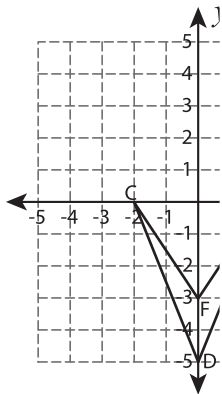
1) 180° rotation



2) 90° clockwise rotation



3) 90° counterclockwise rotation



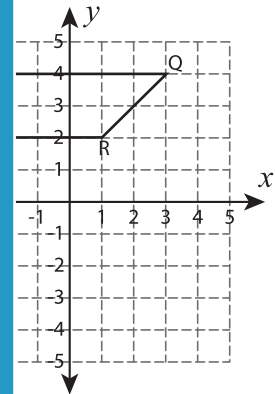
PREVIEW

Gain complete access to the largest collection of worksheets in all subjects!

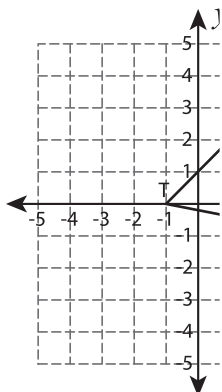
Members, please
log in to
download this
worksheet.

Not a member?
Please sign up to
gain complete
access.

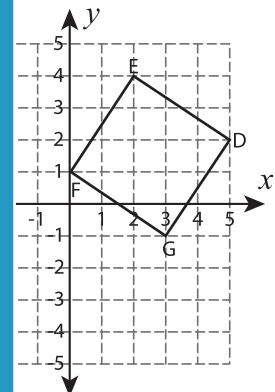
www.mathworksheets4kids.com



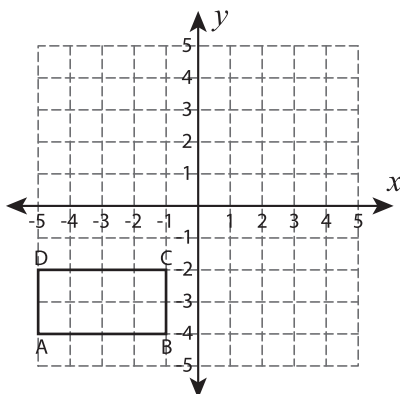
5) 90° clockwise rotation



6) 90° counterclockwise rotation



7) 180° rotation



8) 90° clockwise rotation

