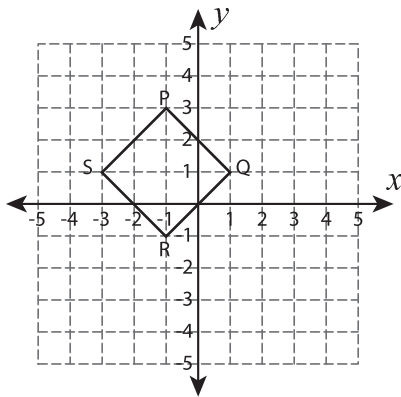


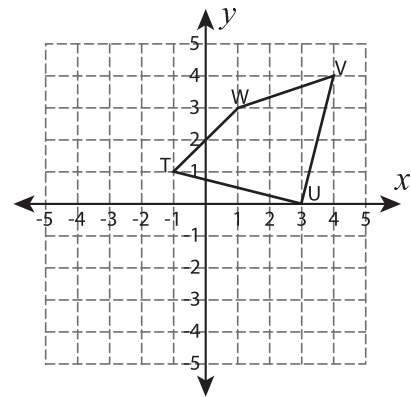
# Rotate the Quadrilaterals

Graph the image of each quadrilateral after rotating it about the origin.

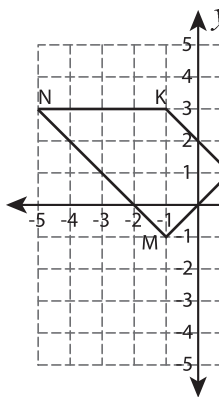
1)  $90^\circ$  clockwise rotation



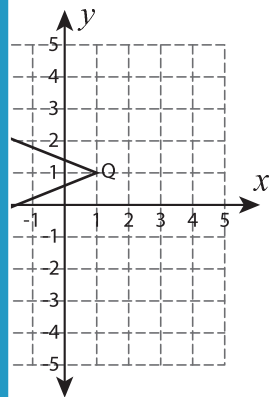
2)  $90^\circ$  counterclockwise rotation



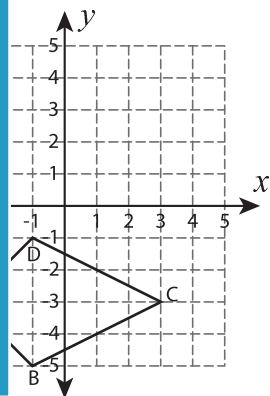
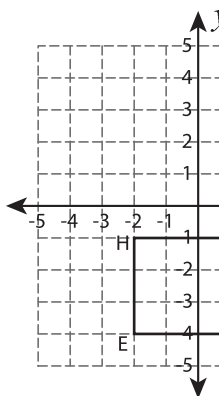
3)  $180^\circ$  rotation



rotation



5)  $90^\circ$  counterclockwise



## PREVIEW

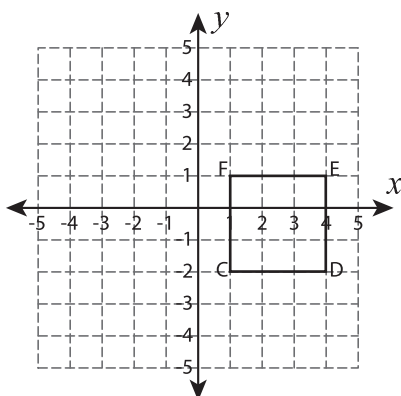
Gain complete access to the largest collection of worksheets in all subjects!

Members, please log in to download this worksheet.

Not a member? Please sign up to gain complete access.

[www.mathworksheets4kids.com](http://www.mathworksheets4kids.com)

7)  $90^\circ$  clockwise rotation



8)  $90^\circ$  counterclockwise rotation

