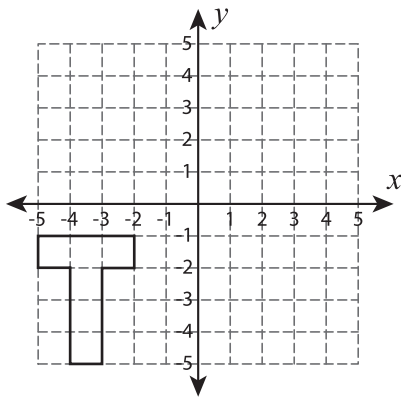


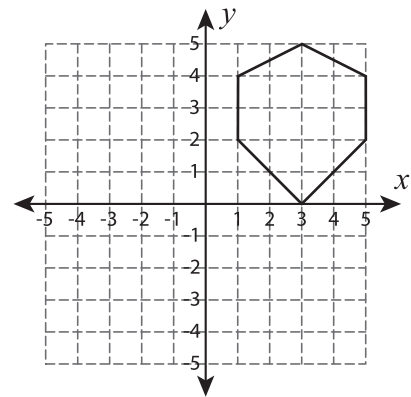
Rotate the Shapes

Graph the image of each shape after rotating it about the origin.

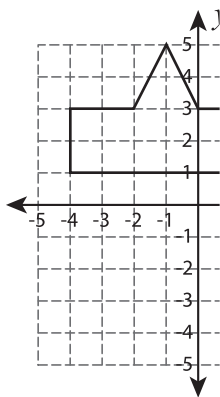
1) 90° counterclockwise rotation



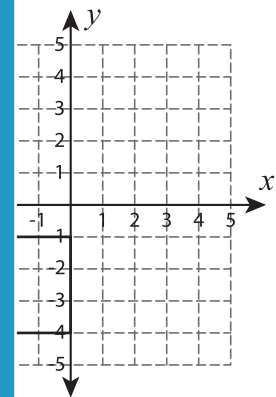
2) 180° rotation



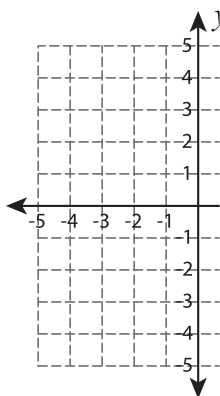
3) 90° clockwise rotation



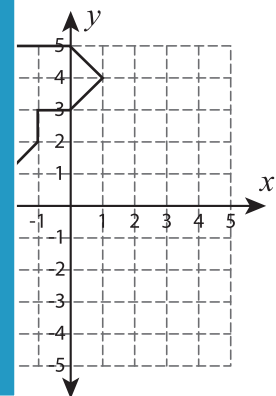
clockwise rotation



5) 180° rotation



rotation



PREVIEW

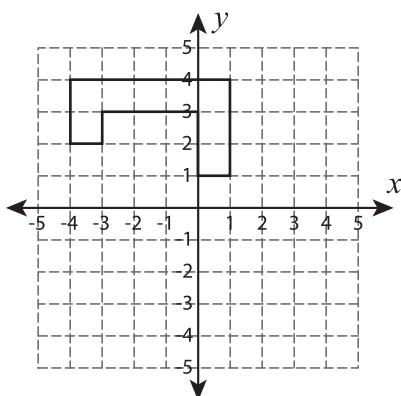
Gain complete access to the largest collection of worksheets in all subjects!

Members, please log in to download this worksheet.

Not a member? Please sign up to gain complete access.

www.mathworksheets4kids.com

7) 90° counterclockwise rotation



8) 180° rotation

