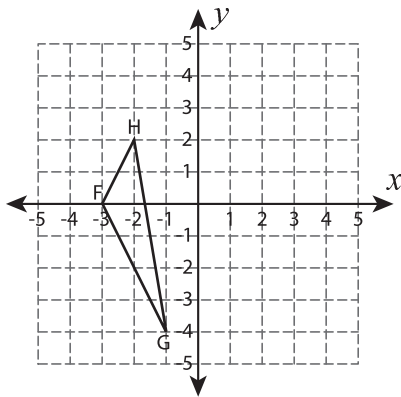


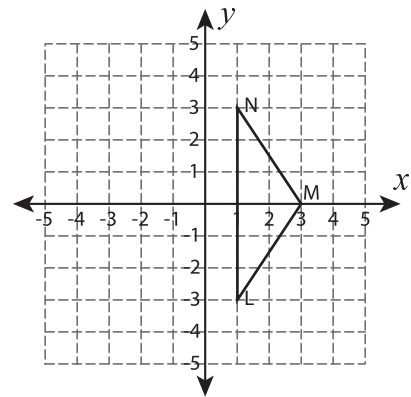
# Rotate the Triangles

Graph the image of each triangle after rotating it about the origin.

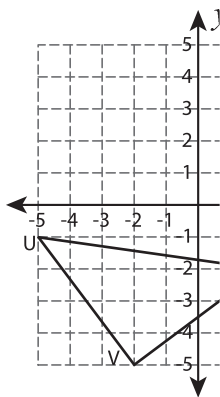
1)  $180^\circ$  rotation



2)  $90^\circ$  counterclockwise rotation



3)  $90^\circ$  clockwise rotation



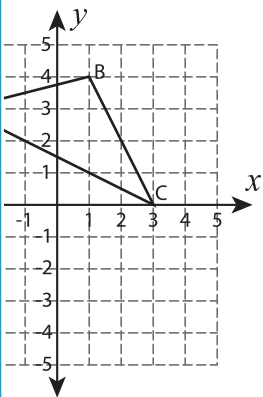
## PREVIEW

Gain complete access to the largest collection of worksheets in all subjects!

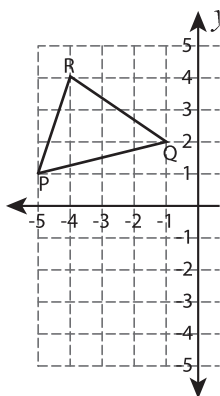
Members, please log in to download this worksheet.

Not a member? Please sign up to gain complete access.

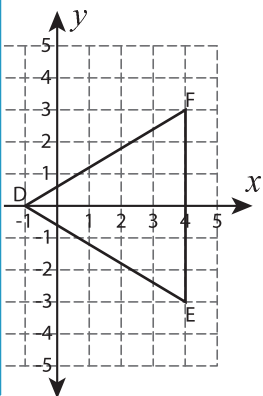
[www.mathworksheets4kids.com](http://www.mathworksheets4kids.com)



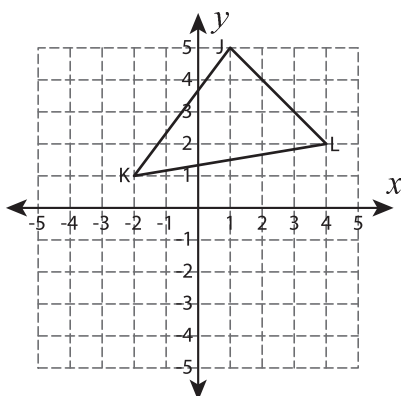
5)  $90^\circ$  counterclockwise rotation



rotation



7)  $180^\circ$  rotation



8)  $90^\circ$  counterclockwise rotation

