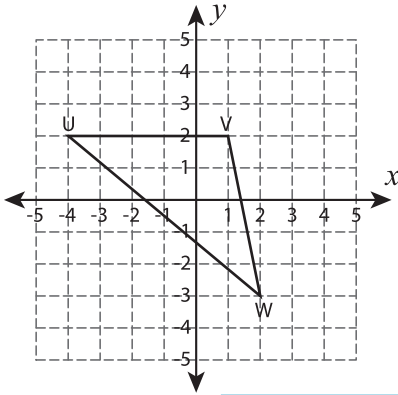


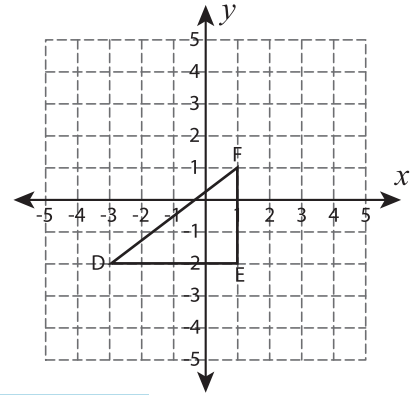
# Rotate the Triangles

Graph the image of each triangle after rotating it about the origin.

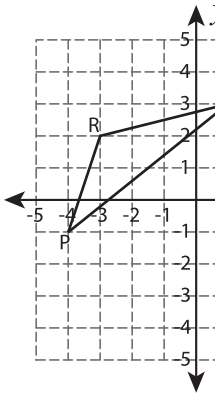
1)  $90^\circ$  counterclockwise rotation



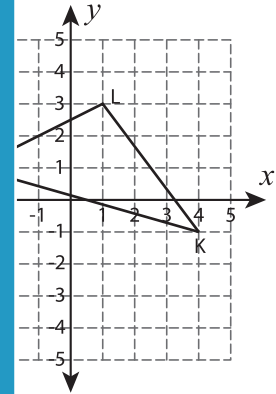
2)  $90^\circ$  clockwise rotation



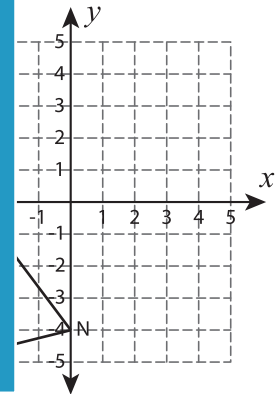
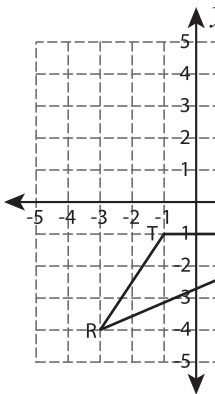
3)  $180^\circ$  rotation



4)  $90^\circ$  counterclockwise rotation



5)  $90^\circ$  clockwise rotation



# PREVIEW

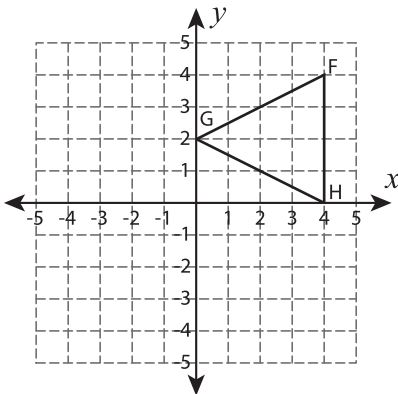
Gain complete access to the largest collection of worksheets in all subjects!

Members, please log in to download this worksheet.

Not a member? Please sign up to gain complete access.

[www.mathworksheets4kids.com](http://www.mathworksheets4kids.com)

7)  $90^\circ$  counterclockwise rotation



8)  $90^\circ$  clockwise rotation

