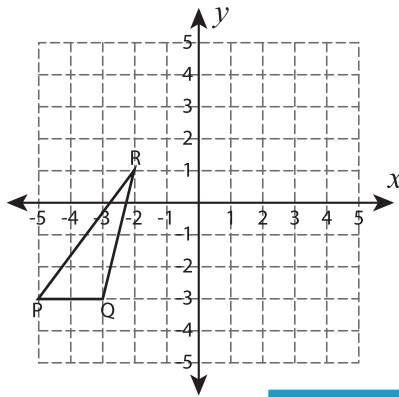


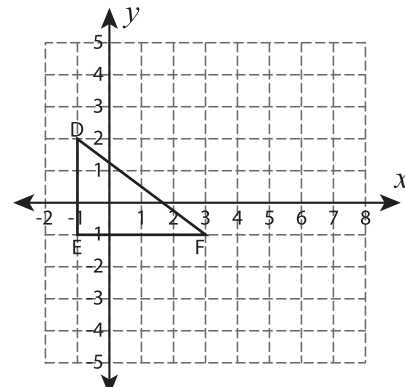
Transform the Triangles

Graph the image of each triangle after the given transformation.

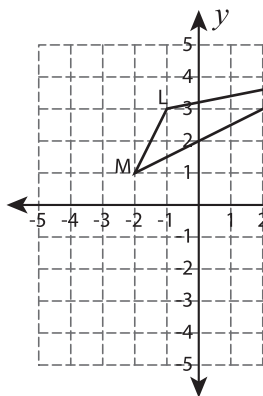
1) Translate 2 units up and 7 units right



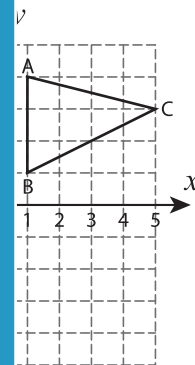
2) Reflection across the line $x = 3$



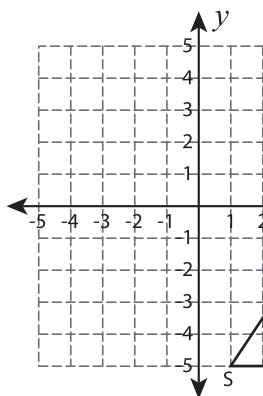
3) 90° clockwise rotation



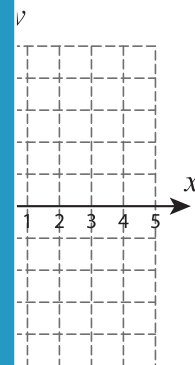
4) Translate 2 units right and 6 units down



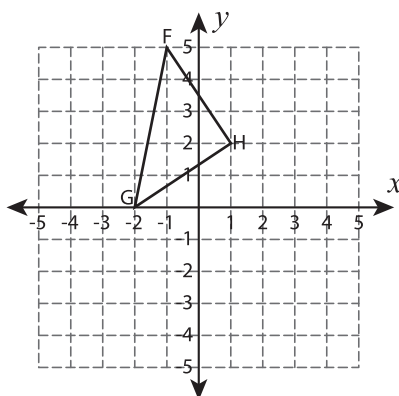
5) Reflection across the line $y = x$



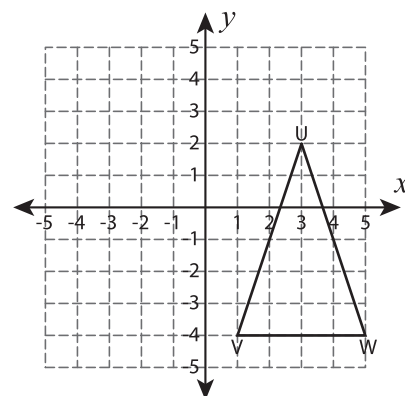
6) 90° counter-clockwise rotation about the origin



7) Translate 5 units down and 1 unit right



8) Reflection across the line $y = x$



PREVIEW

Gain complete access to the largest collection of worksheets in all subjects!

Members, please log in to download this worksheet.

Not a member? Please sign up to gain complete access.

www.mathworksheets4kids.com