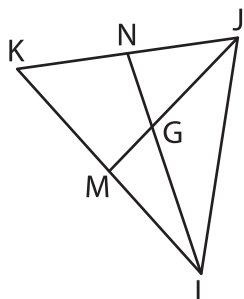


Name : _____

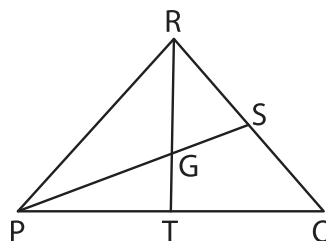
Median and Centroid

Sheet 3

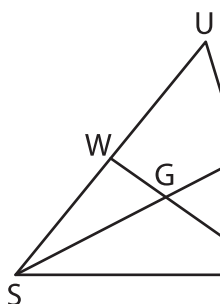
- 1) In $\triangle JKL$, \overline{JM} and \overline{LN} are medians. Determine JM if $GM = 11$ yards.



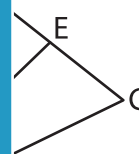
- 2) In $\triangle POR$, \overline{PS} and \overline{RT} are medians. Determine GR if $GT = 8$ feet.



- 3) In $\triangle STU$, \overline{SV} and \overline{TW} are medians. Find GE if $SV = 27$ inches.



_____ are medians. Find GE



PREVIEW
Gain complete access to the largest collection of worksheets in all subjects!

Members, please log in to download this worksheet.

Not a member? Please sign up to gain complete access.

www.mathworksheets4kids.com

- 5) In $\triangle QRS$, \overline{RT} and \overline{SU} are medians. Determine AG if $GT = 15$ inches and $BG = 23$ inches.

_____ are medians. Determine AG if $GT = 15$ inches and $BG = 23$ inches.

