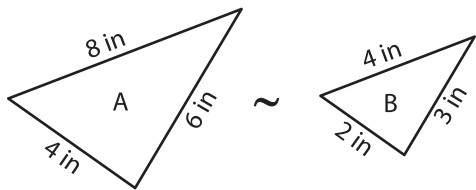


Scale Factor - Similar Triangles

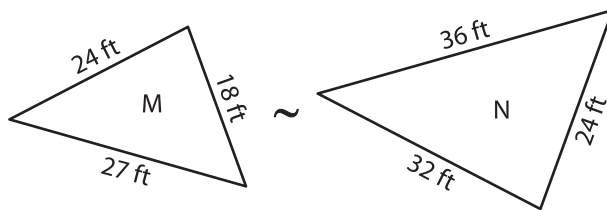
A) Find the scale factor of each pair of similar triangles.

1)



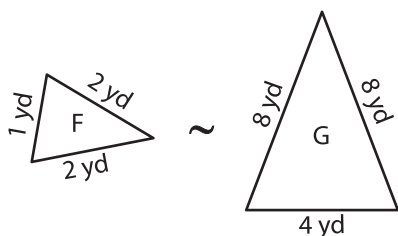
Scale factor of A to B is _____

2)



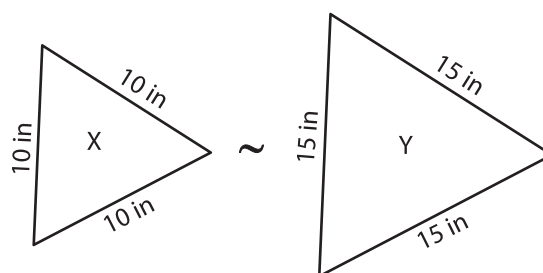
Scale factor of M to N is _____

3)



Scale factor of G to F is _____

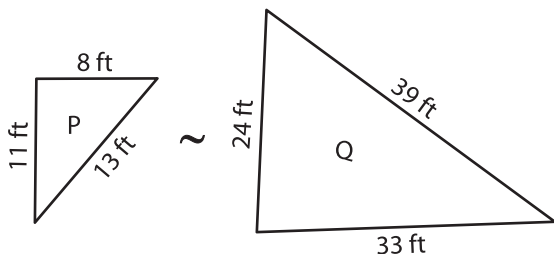
4)



Scale factor of Y to X is _____

B) Find the scale factor of each pair of similar triangles.

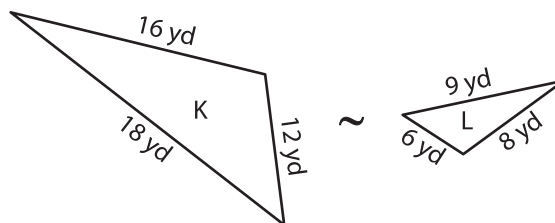
5)



Scale factor of P to Q is _____

Scale factor of Q to P is _____

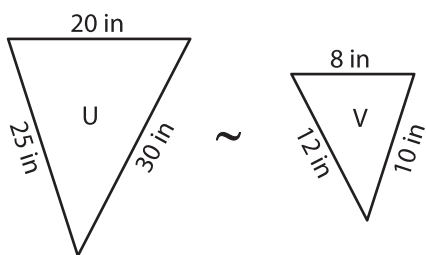
6)



Scale factor of K to L is _____

Scale factor of L to K is _____

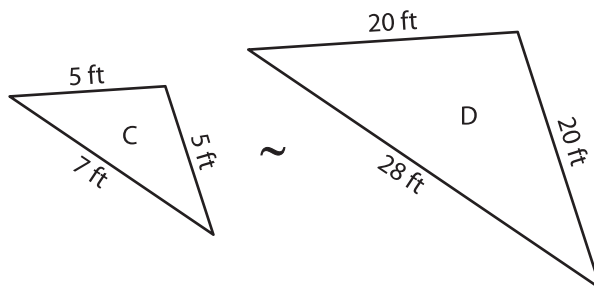
7)



Scale factor of U to V is _____

Scale factor of V to U is _____

8)



Scale factor of C to D is _____

Scale factor of D to C is _____