

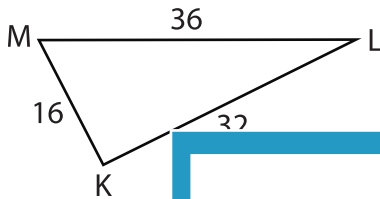
Name : _____

L1S2

Unknown Angles

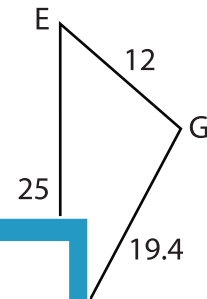
Find the measure of each indicated angle. Round your answer to the nearest tenth.

1)

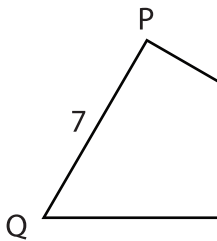


$m\angle L =$ _____

2)



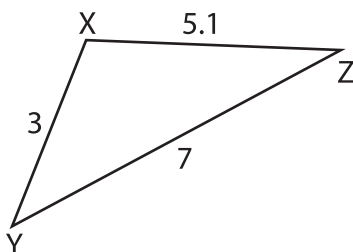
3)



$m\angle Q =$ _____

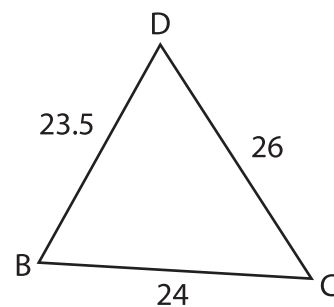


5)



$m\angle Y =$ _____

6)



$m\angle B =$ _____

PREVIEW

Gain complete access to the largest collection of worksheets in all subjects!

Members, please log in to download this worksheet.

Not a member? Please sign up to gain complete access.

www.mathworksheets4kids.com