

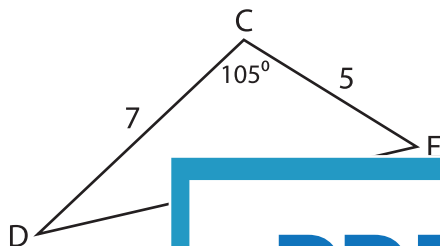
Name : _____

L2S2

Unknown Angles

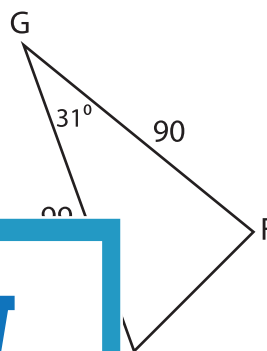
Find the measure of each indicated angle. Round your answer to the nearest tenth.

1)

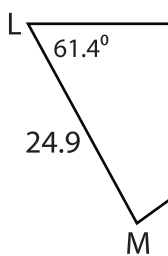


$m\angle E =$ _____

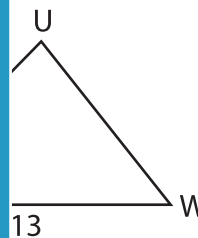
2)



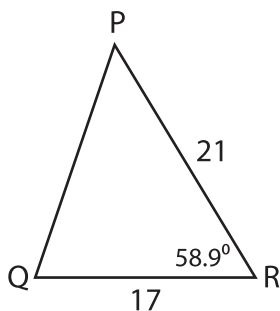
3)



$m\angle N =$ _____

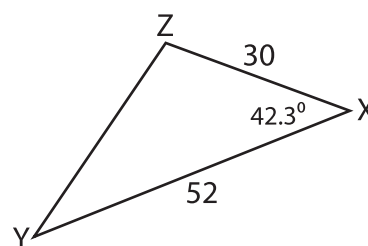


5)



$m\angle Q =$ _____

6)



$m\angle Z =$ _____

PREVIEW

Gain complete access to the largest collection of worksheets in all subjects!

Members, please log in to download this worksheet.

Not a member? Please sign up to gain complete access.

www.mathworksheets4kids.com