

Venn Diagram

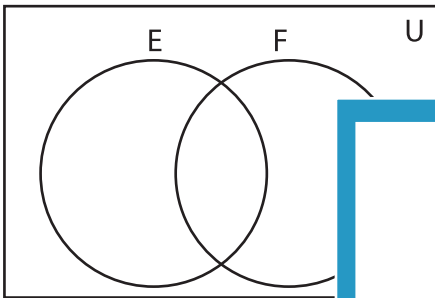
L1S2

Complete the Venn diagram.

1) $U = \{1, 2, 3, 4, 5, 7, 8, 9, 11, 12, 15, 26, 28, 30, 38, 40\}$

$E = \{1, 3, 5, 8, 9, 11, 28, 30\}$

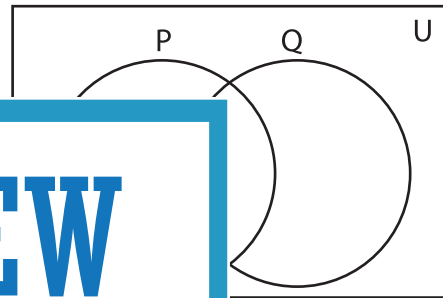
$F = \{4, 7, 8, 9, 11, 12, 26, 28, 40\}$



2) $U = \{4, 6, 10, 13, 18, 19, 21, 22, 25, 31, 36, 37, 45\}$

$P = \{4, 6, 13, 21, 25, 36\}$

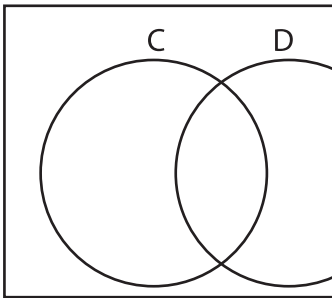
$Q = \{6, 10, 13, 19, 31, 36, 37, 45\}$



3) $U = \{4, 6, 8, 17, 20, 27, 33, 46, 50\}$

$C = \{6, 8, 17, 20, 35, 43, 50\}$

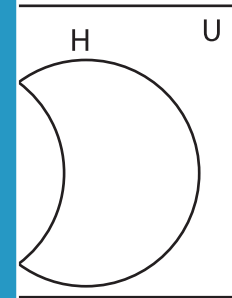
$D = \{20, 27, 33, 46, 50\}$



$H = \{9, 14, 16, 18, 23, 34, 39, 41, 48\}$

$I = \{34, 39, 41, 48\}$

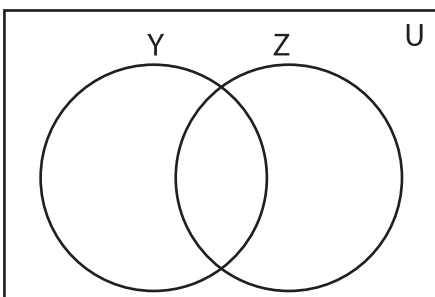
$J = \{8, 34\}$



5) $U = \{4, 5, 6, 7, 8, 10, 12, 15, 25, 35, 40\}$

$Y = \{5, 7, 10, 12, 15, 47, 50\}$

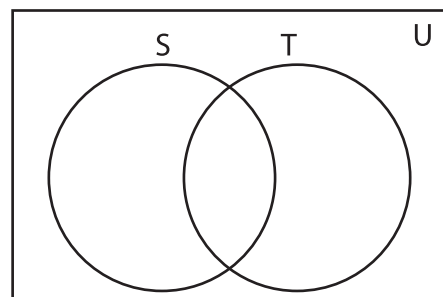
$Z = \{4, 5, 7, 12, 25, 35\}$



$K = \{2, 24, 29, 31, 32, 36, 42, 44, 45\}$

$S = \{2, 22, 24, 29, 31, 42, 44\}$

$T = \{13, 21, 24, 36, 42\}$



PREVIEW

Gain complete access to the largest collection of worksheets in all subjects!

Members, please log in to download this worksheet.

Not a member? Please sign up to gain complete access.

www.mathworksheets4kids.com