

Venn Diagram

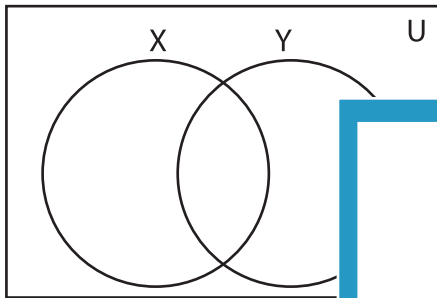
L1S4

Complete the Venn diagram.

1) $U = \{2, 5, 7, 9, 12, 13, 14, 17, 18, 19, 20\}$

$X = \{2, 7, 13, 17, 19\}$

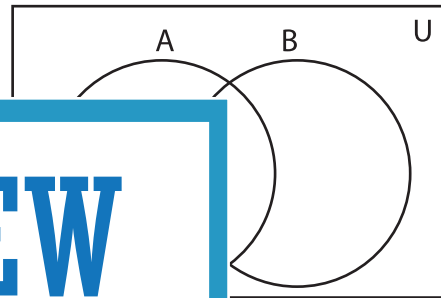
$Y = \{2, 5, 9, 12, 14\}$



2) $U = \{1, 3, 6, 7, 8, 10, 12, 15, 16, 18, 25, 26\}$

$A = \{1, 3, 10, 12, 25\}$

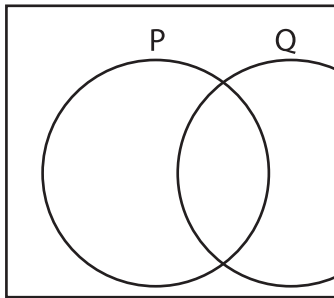
$B = \{1, 6, 7, 12, 15, 16, 18\}$



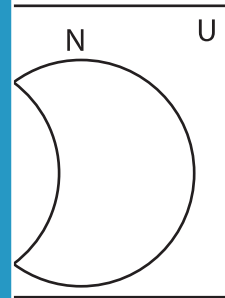
3) $U = \{2, 4, 8, 12, 14, 15, 29, 30, 56\}$

$P = \{4, 8, 14, 29, 30, 56\}$

$Q = \{2, 4, 12, 30, 45\}$



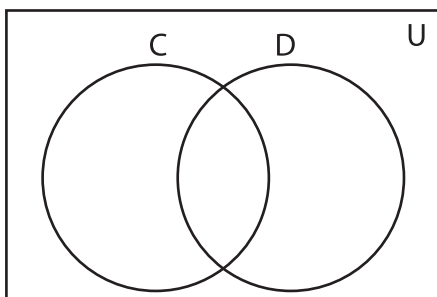
$N = \{4, 16, 20, 24\}$



5) $U = \{5, 10, 15, 20, 25, 30, 35, 40, 45, 50, 55, 60, 65, 70, 75, 80\}$

$C = \{15, 20, 35, 45, 60\}$

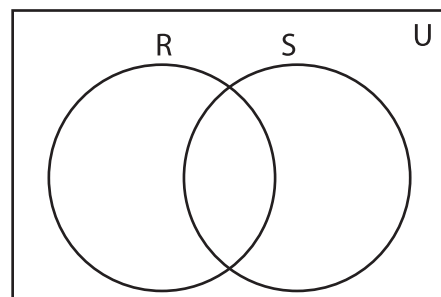
$D = \{10, 20, 30, 40, 60\}$



$R = \{1, 9, 19, 33, 47, 62\}$

$R = \{1, 9, 19, 33, 47, 62\}$

$S = \{9, 17, 19, 27, 33, 68, 79\}$



PREVIEW

Gain complete access to the largest
collection of worksheets in all subjects!

Members, please
log in to
download this
worksheet.

Not a member?
Please sign up to
gain complete
access.

www.mathworksheets4kids.com