

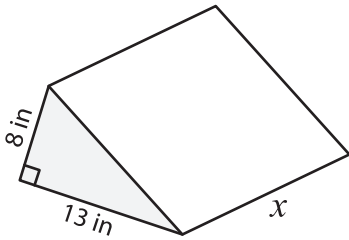
Name: _____

Volume - Prism

Sheet 1

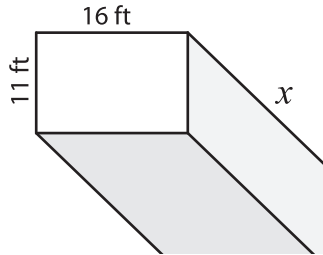
Find the value of x .

1) Volume = 884 in^3

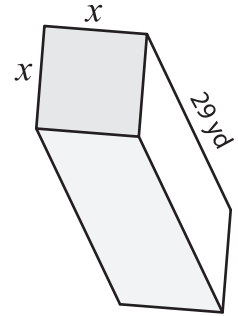


$x =$ _____

2) Volume = $3,696 \text{ ft}^3$

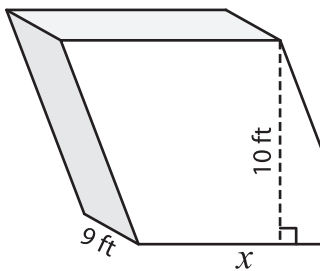


3) Volume = $2,900 \text{ yd}^3$



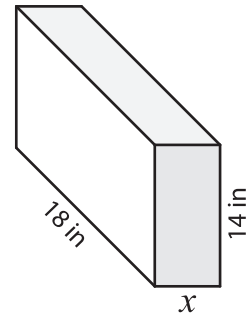
$x =$ _____

4) Volume = $1,260 \text{ ft}^3$



$x =$ _____

Volume = $1,512 \text{ in}^3$



$x =$ _____

7) If the volume of the square prism is 19 inches, find the side length of the square.

8) Find the length of the parallelogram prism if its volume is 10,752 cubic feet and its base and height are 24 feet and 16 feet respectively.

PREVIEW

Gain complete access to the largest collection of worksheets in all subjects!

Members, please log in to download this worksheet.

Not a member? Please sign up to gain complete access.

www.mathworksheets4kids.com