

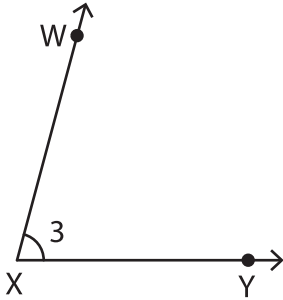
Name : \_\_\_\_\_

## Naming Angles in Four Ways

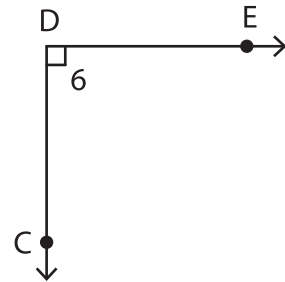
Sheet 2

Name each angle in four different ways.

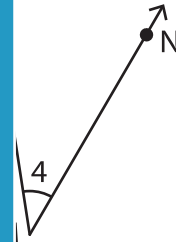
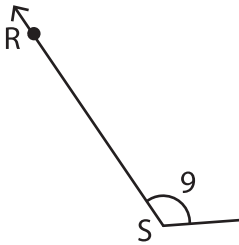
1)



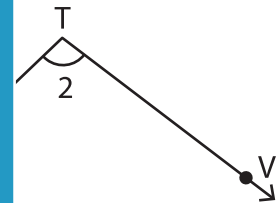

2)



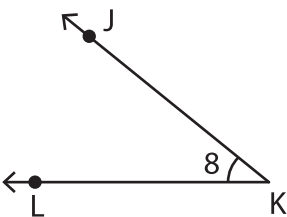
3)



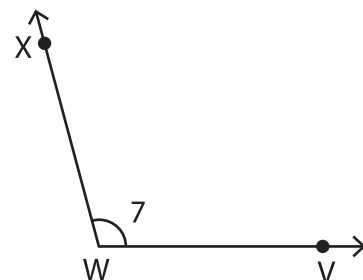
5)



7)



8)



# PREVIEW

Gain complete access to the largest collection of worksheets in all subjects!

Members, please log in to download this worksheet.

Not a member? Please sign up to gain complete access.

[www.mathworksheets4kids.com](http://www.mathworksheets4kids.com)