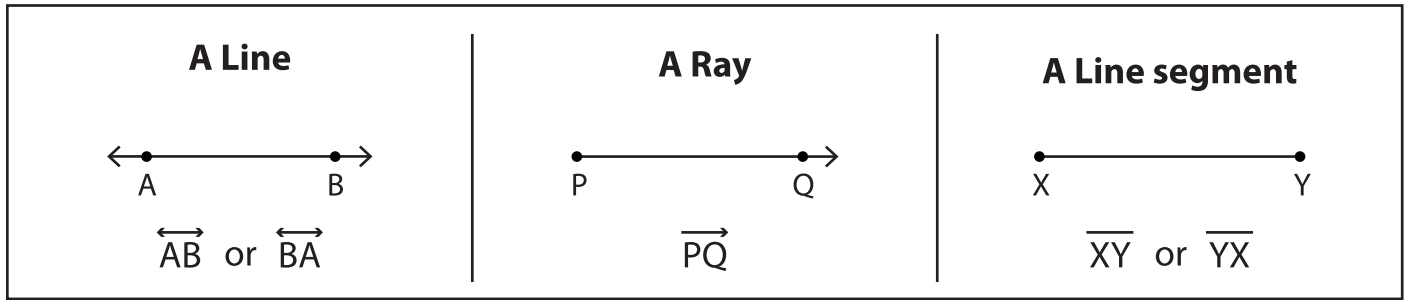


Name : _____

Lines, Rays or Line segments

Sheet 1

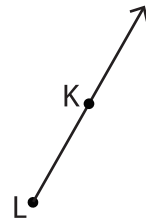
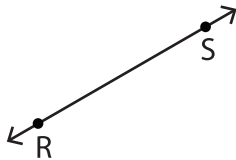
Example:



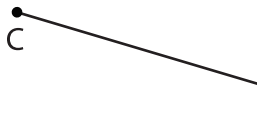
Part - A

Name each line, ray or line segment.

1)



4)



PREVIEW

Gain complete access to the largest collection of worksheets in all subjects!

Members, please log in to download this worksheet.

Not a member? Please sign up to gain complete access.

www.mathworksheets4kids.com

Draw and label each of the following.

1) \overline{BC}

2) \overleftrightarrow{YZ}

3) \overrightarrow{QR}