




Name : \_\_\_\_\_

## Lines, Rays or Line segments

Sheet 3

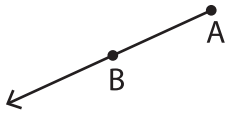
Example:

A Line	A Ray	A Line segment
		
$\overleftrightarrow{ST}$ or $\overleftrightarrow{TS}$	$\overrightarrow{LM}$	$\overline{FG}$ or $\overline{GF}$

### Part - A

Name each line, ray or line segment.

1)



\_\_\_\_\_

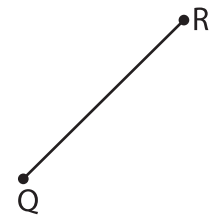
# PREVIEW

Gain complete access to the largest collection of worksheets in all subjects!

Members, please log in to download this worksheet.

Not a member? Please sign up to gain complete access.

www.mathworksheets4kids.com

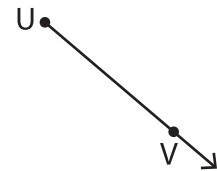


\_\_\_\_\_

4)



\_\_\_\_\_



\_\_\_\_\_

Draw and label each of the following.

1)  $\overleftrightarrow{WX}$

2)  $\overline{RS}$

3)  $\overrightarrow{DC}$