
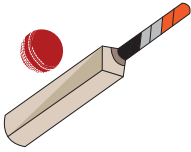





Favourite Sport

A survey was conducted among university students to find their favourite games. Read the data provided in the pictogram below and answer the questions that follow:

Volleyball	Cricket	Football	Tennis	Basketball
				
660				1236

1) Find the ratio of students who like volleyball to those who like tennis.

2) What is the ratio of students who like cricket to those who prefer the university sports?

3) Identify the game which is the most popular among the students.

4) Find the ratio of the least favorite sport to all the other sports.

5) Compare the ratio of students who like basketball to those who prefer football.

PREVIEW

Gain complete access to the largest collection of worksheets in all subjects!

Members, please log in to download this worksheet.

Not a member? Please sign up to gain complete access.

www.mathworksheets4kids.com