






# Aquarium Fish

The data represented in the pictogram below displays a variety of aquarium fish sold in one month. Read the data and answer the questions that follow:

Goldfish	Angelfish	Regal Tangs	Clownfish	Starfish
				
<b>880</b>				<b>672</b>

1) Find the ratio of \_\_\_\_\_ of goldfish sold.

\_\_\_\_\_

2) Which two varieties of fish were sold in a ratio of 2 : 1?

\_\_\_\_\_

3) Compare the number of \_\_\_\_\_ of goldfish that was sold.

\_\_\_\_\_

4) What is the ratio of the least number of aquarium fish sold to the highest number of aquarium fish sold? Identify the varieties.

\_\_\_\_\_

5) Find the ratio of clownfish sold to all the other varieties of aquarium fish that were sold.

\_\_\_\_\_

## PREVIEW

Gain complete access to the largest collection of worksheets in all subjects!

Members, please log in to download this worksheet.

Not a member? Please sign up to gain complete access.

[www.mathworksheets4kids.com](http://www.mathworksheets4kids.com)