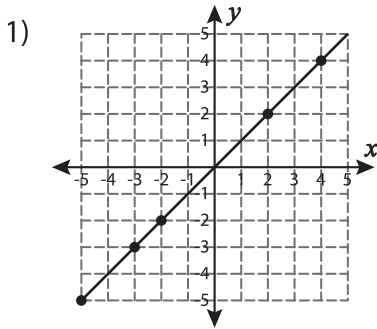
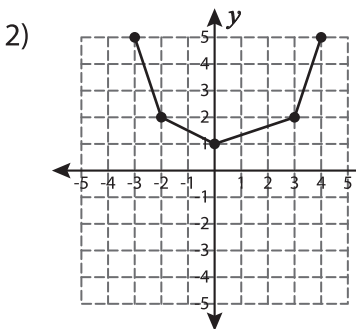


# Proportion - Graph

Check whether the coordinates of the points on the graph represents a proportional relationship. Justify your answer.



\_\_\_\_\_



## PREVIEW

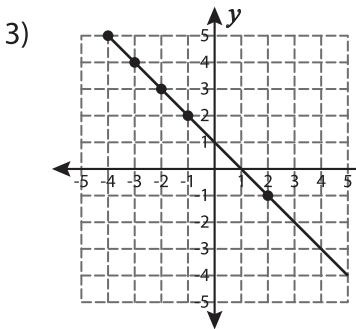
Gain complete access to the largest collection of worksheets in all subjects!

Members, please log in to download this worksheet.

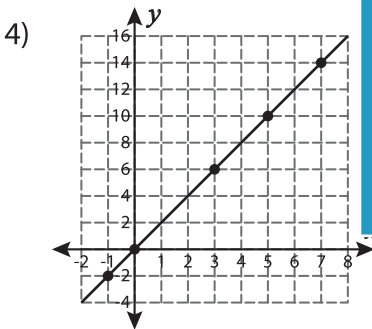
Not a member? Please sign up to gain complete access.

[www.mathworksheets4kids.com](http://www.mathworksheets4kids.com)

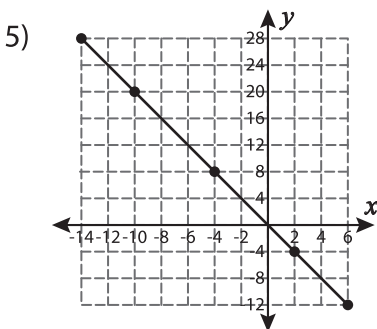
\_\_\_\_\_



\_\_\_\_\_



\_\_\_\_\_



\_\_\_\_\_