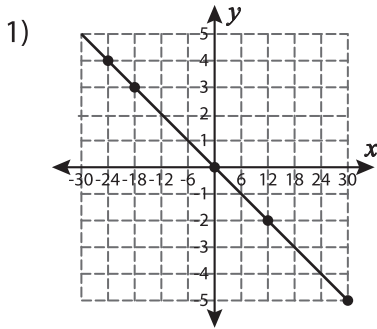
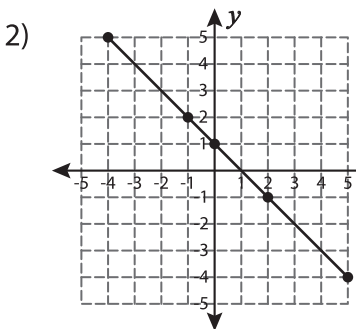
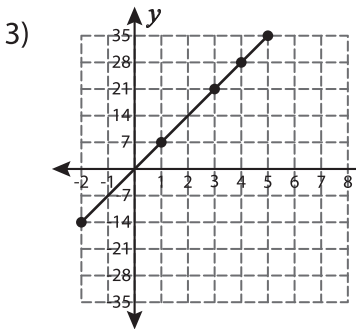


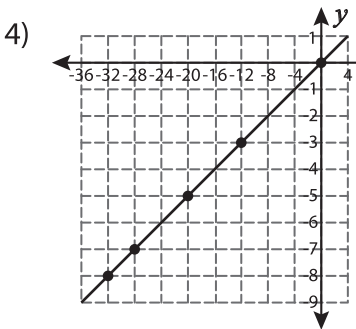
Proportion - Graph

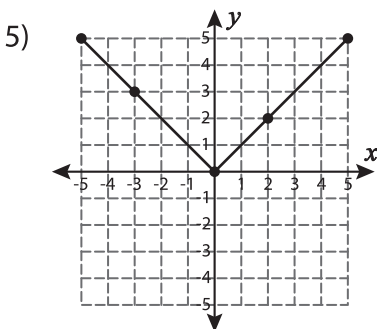
Check whether the coordinates of the points on the graph represents a proportional relationship. Justify your answer.











PREVIEW

Gain complete access to the largest collection of worksheets in all subjects!

Members, please log in to download this worksheet.

Not a member? Please sign up to gain complete access.

www.mathworksheets4kids.com