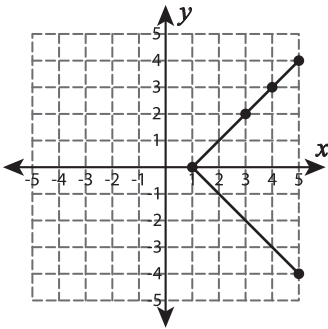
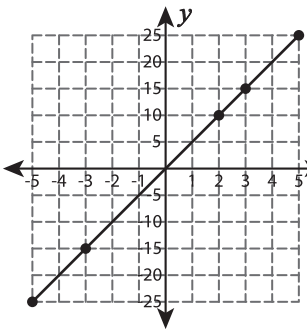


Check whether the coordinates of the points on the graph represents a proportional relationship. Justify your answer.

1)



2)



PREVIEW

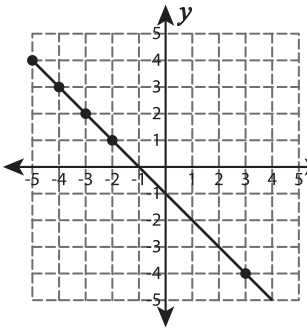
Gain complete access to the largest collection of worksheets in all subjects!

Members, please log in to download this worksheet.

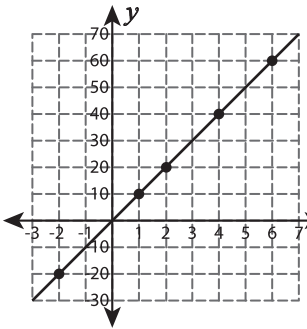
Not a member? Please sign up to gain complete access.

www.mathworksheets4kids.com

3)



4)



5)

