

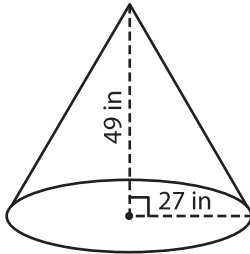
Name : \_\_\_\_\_

Integers: MS2

## Surface Area - Cone

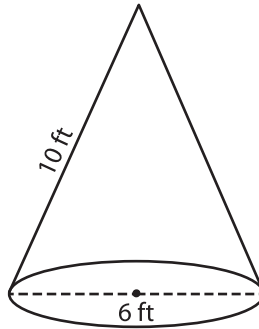
Find the surface area of each cone. Round your answer to two decimal places.  
(use  $\pi = 3.14$ )

1)



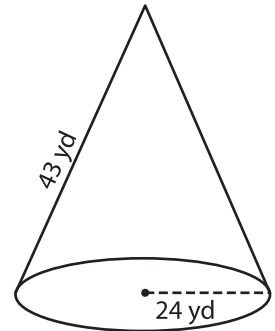
Surface Area = \_\_\_\_\_

2)

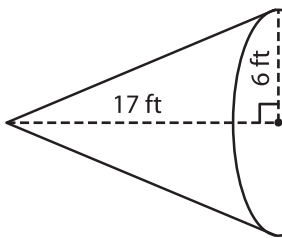


Surface Area = \_\_\_\_\_

3)



4)



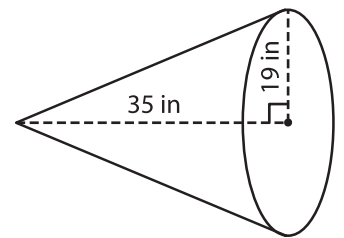
Surface Area = \_\_\_\_\_

**PREVIEW**  
Gain complete access to the largest collection of worksheets in all subjects!

Members, please log in to download this worksheet.

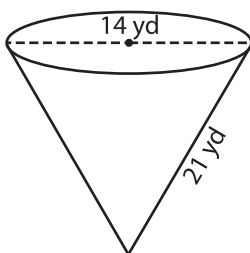
Not a member? Please sign up to gain complete access.

[www.mathworksheets4kids.com](http://www.mathworksheets4kids.com)

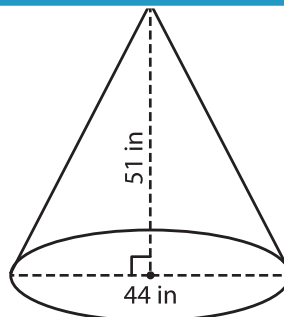


Surface Area = \_\_\_\_\_

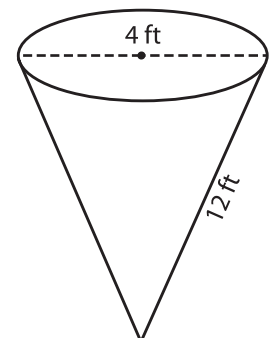
7)



Surface Area = \_\_\_\_\_



Surface Area = \_\_\_\_\_



Surface Area = \_\_\_\_\_