


Name: _____

Date: _____

Number Names Activity

Page 1

Cut out the number names from page 3. Match them with the numbers displayed on the placards. Glue them on the pedestals below.



PREVIEW

Gain complete access to the largest collection of worksheets in all subjects!

Members, please log in to download this worksheet.

Not a member? Please sign up to gain complete access.

www.mathworksheets4kids.com

A cartoon bear is holding a white placard with the number 1. It is standing on a pink, cylindrical pedestal decorated with yellow dots. A white rectangular area on the pedestal is labeled "glue here".


Name: _____

Date: _____

Number Names Activity

Page 2

Cut out the number names from page 3. Match them with the numbers displayed on the placards. Glue them on the pedestals below.



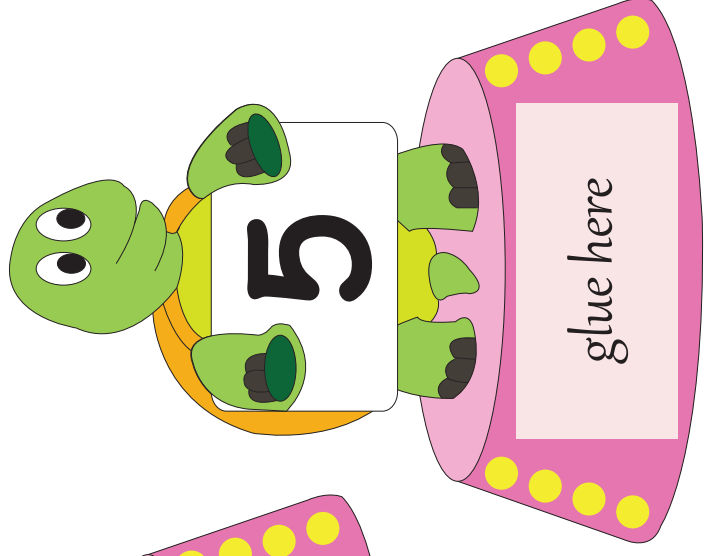
PREVIEW

Gain complete access to the largest collection of worksheets in all subjects!

Members, please log in to download this worksheet.

Not a member? Please sign up to gain complete access.

www.mathworksheets4kids.com

A cartoon bear with brown fur and a friendly expression is holding a white sign with the number '5' in large black digits. The bear is standing on a pink, cylindrical pedestal decorated with yellow dots. A rectangular area on the pedestal is labeled 'glue here' in a simple font.

Number Names Activity

Cut out the number names and glue them on pages 1 and 2.



eight

one



PREVIEW

Gain complete access to the largest collection of worksheets in all subjects!

Members, please log in to download this worksheet.

Not a member? Please sign up to gain complete access.

www.mathworksheets4kids.com



ten

nine